







step2a



Table of Contents

Execute Click to execute the process. The Update Budget Data Report is displayed with the old and new account codes that were updated. [Review the report.](#)

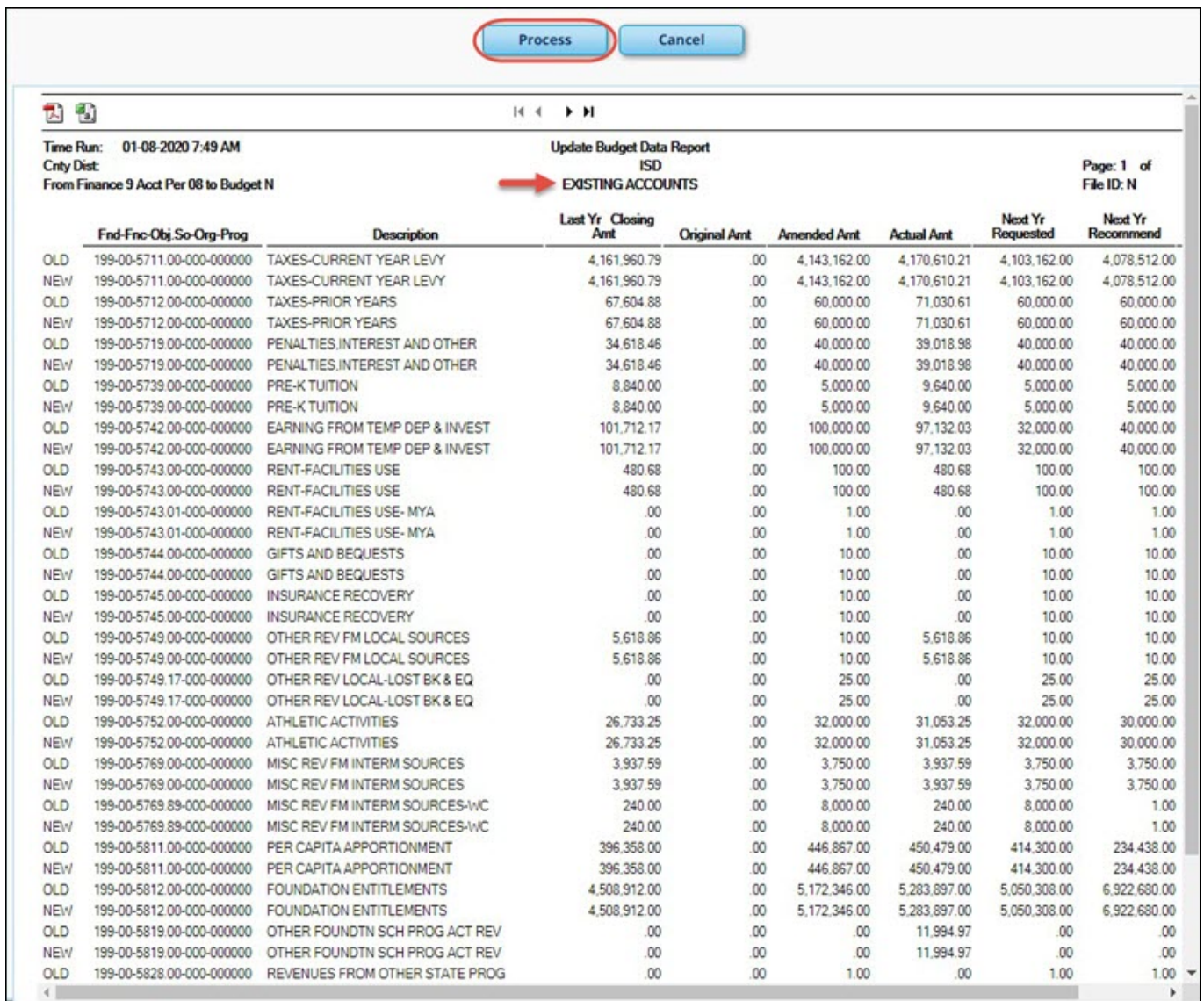
Review the report using the following buttons:

- Click  to go to the first page of the report.
- Click  to go back one page.
- Click  to go forward one page.
- Click  to go to the last page of the report.

The report can be viewed and saved in various file formats.

- Click  to save and print the report in PDF format.
- Click  to save and print the report in CSV format. (This option is not available for all reports.) When a report is exported to the CSV format, the report headers may not be included.
- Click **X** to close the report window. Some reports may have a **Close Report, Exit,** or **Cancel** button instead.

Image



Process
Cancel

Time Run: 01-08-2020 7:49 AM		Update Budget Data Report		ISD		Page: 1 of		
Cnty Dist:		EXISTING ACCOUNTS				File ID: N		
Fnd-Fnc-Obj-Sr-Ord-Prgr	Description	Last Yr Amt	Closing Amt	Original Amt	Amended Amt	Actual Amt	Next Yr Requested	Next Yr Recommend
OLD 199-00-5711.00-000-000000	TAXES-CURRENT YEAR LEVY	4,161,960.79	.00	4,143,162.00	4,170,610.21	4,103,162.00	4,078,512.00	
NEW 199-00-5711.00-000-000000	TAXES-CURRENT YEAR LEVY	4,161,960.79	.00	4,143,162.00	4,170,610.21	4,103,162.00	4,078,512.00	
OLD 199-00-5712.00-000-000000	TAXES-PRIOR YEARS	67,604.88	.00	60,000.00	71,030.61	60,000.00	60,000.00	
NEW 199-00-5712.00-000-000000	TAXES-PRIOR YEARS	67,604.88	.00	60,000.00	71,030.61	60,000.00	60,000.00	
OLD 199-00-5719.00-000-000000	PENALTIES,INTEREST AND OTHER	34,618.46	.00	40,000.00	39,018.98	40,000.00	40,000.00	
NEW 199-00-5719.00-000-000000	PENALTIES,INTEREST AND OTHER	34,618.46	.00	40,000.00	39,018.98	40,000.00	40,000.00	
OLD 199-00-5739.00-000-000000	PRE-K TUITION	8,840.00	.00	5,000.00	9,640.00	5,000.00	5,000.00	
NEW 199-00-5739.00-000-000000	PRE-K TUITION	8,840.00	.00	5,000.00	9,640.00	5,000.00	5,000.00	
OLD 199-00-5742.00-000-000000	EARNING FROM TEMP DEP & INVEST	101,712.17	.00	100,000.00	97,132.03	32,000.00	40,000.00	
NEW 199-00-5742.00-000-000000	EARNING FROM TEMP DEP & INVEST	101,712.17	.00	100,000.00	97,132.03	32,000.00	40,000.00	
OLD 199-00-5743.00-000-000000	RENT-FACILITIES USE	480.68	.00	100.00	480.68	100.00	100.00	
NEW 199-00-5743.00-000-000000	RENT-FACILITIES USE	480.68	.00	100.00	480.68	100.00	100.00	
OLD 199-00-5743.01-000-000000	RENT-FACILITIES USE- MYA	.00	.00	1.00	.00	1.00	1.00	
NEW 199-00-5743.01-000-000000	RENT-FACILITIES USE- MYA	.00	.00	1.00	.00	1.00	1.00	
OLD 199-00-5744.00-000-000000	GIFTS AND BEQUESTS	.00	.00	10.00	.00	10.00	10.00	
NEW 199-00-5744.00-000-000000	GIFTS AND BEQUESTS	.00	.00	10.00	.00	10.00	10.00	
OLD 199-00-5745.00-000-000000	INSURANCE RECOVERY	.00	.00	10.00	.00	10.00	10.00	
NEW 199-00-5745.00-000-000000	INSURANCE RECOVERY	.00	.00	10.00	.00	10.00	10.00	
OLD 199-00-5749.00-000-000000	OTHER REV FM LOCAL SOURCES	5,618.86	.00	10.00	5,618.86	10.00	10.00	
NEW 199-00-5749.00-000-000000	OTHER REV FM LOCAL SOURCES	5,618.86	.00	10.00	5,618.86	10.00	10.00	
OLD 199-00-5749.17-000-000000	OTHER REV LOCAL-LOST BK & EQ	.00	.00	25.00	.00	25.00	25.00	
NEW 199-00-5749.17-000-000000	OTHER REV LOCAL-LOST BK & EQ	.00	.00	25.00	.00	25.00	25.00	
OLD 199-00-5752.00-000-000000	ATHLETIC ACTIVITIES	26,733.25	.00	32,000.00	31,053.25	32,000.00	30,000.00	
NEW 199-00-5752.00-000-000000	ATHLETIC ACTIVITIES	26,733.25	.00	32,000.00	31,053.25	32,000.00	30,000.00	
OLD 199-00-5769.00-000-000000	MISC REV FM INTERM SOURCES	3,937.59	.00	3,750.00	3,937.59	3,750.00	3,750.00	
NEW 199-00-5769.00-000-000000	MISC REV FM INTERM SOURCES	3,937.59	.00	3,750.00	3,937.59	3,750.00	3,750.00	
OLD 199-00-5769.89-000-000000	MISC REV FM INTERM SOURCES-WC	240.00	.00	8,000.00	240.00	8,000.00	1.00	
NEW 199-00-5769.89-000-000000	MISC REV FM INTERM SOURCES-WC	240.00	.00	8,000.00	240.00	8,000.00	1.00	
OLD 199-00-5811.00-000-000000	PER CAPITA APPORTIONMENT	396,358.00	.00	446,867.00	450,479.00	414,300.00	234,438.00	
NEW 199-00-5811.00-000-000000	PER CAPITA APPORTIONMENT	396,358.00	.00	446,867.00	450,479.00	414,300.00	234,438.00	
OLD 199-00-5812.00-000-000000	FOUNDATION ENTITLEMENTS	4,508,912.00	.00	5,172,346.00	5,283,897.00	5,050,308.00	6,922,680.00	
NEW 199-00-5812.00-000-000000	FOUNDATION ENTITLEMENTS	4,508,912.00	.00	5,172,346.00	5,283,897.00	5,050,308.00	6,922,680.00	
OLD 199-00-5819.00-000-000000	OTHER FOUNDTN SCH PROG ACT REV	.00	.00	.00	11,994.97	.00	.00	
NEW 199-00-5819.00-000-000000	OTHER FOUNDTN SCH PROG ACT REV	.00	.00	.00	11,994.97	.00	.00	
OLD 199-00-5828.00-000-000000	REVENUES FROM OTHER STATE PROG	.00	.00	1.00	.00	1.00	1.00	

Click **Process** to continue processing.

Click **Cancel** to cancel processing.



Back Cover