



# **business\_overview\_application\_directory**



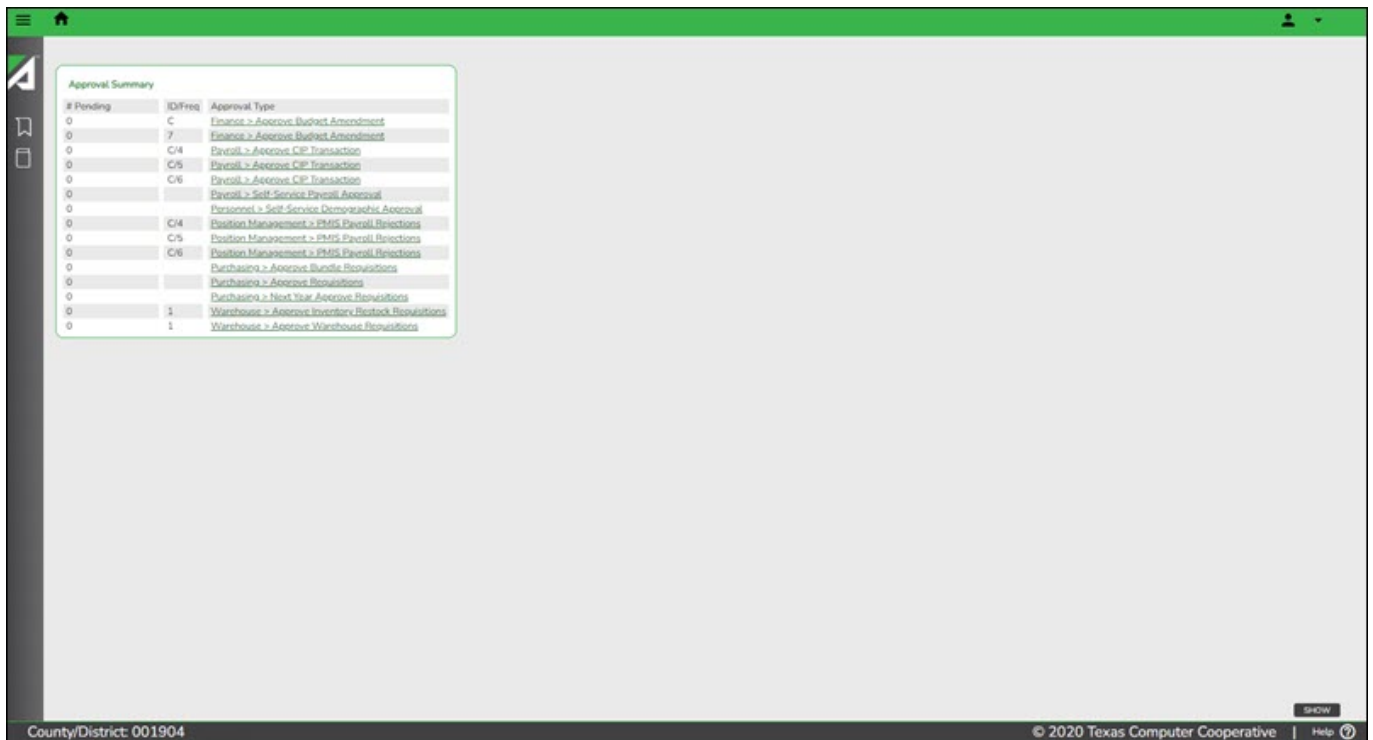
# Table of Contents



The ASCENDER Home page serves as a personalized dashboard and displays links to all ASCENDER applications that are tied to your user profile.

The main menu is located on the left side of the page. There are two views of this page:


Collapsed view:



# Pending	ID/Freq	Approval Type
0	C	Finance > Approve Budget Amendment
0	7	Finance > Approve Budget Amendment
0	C/4	Payroll > Approve CEP Transaction
0	C/5	Payroll > Approve CEP Transaction
0	C/6	Payroll > Approve CEP Transaction
0		Payroll > Self-Service Payroll Approval
0		Personnel > Self-Service Demographic Approval
0	C/4	Position Management > PMS Payroll Requisitions
0	C/5	Position Management > PMS Payroll Requisitions
0	C/6	Position Management > PMS Payroll Requisitions
0		Purchasing > Approve Bundle Requisitions
0		Purchasing > Approve Requisitions
0		Purchasing > Next Year Approval Requisitions
0	1	Warehouse > Approve Inventory Restock Requisitions
0	1	Warehouse > Approve Warehouse Requisitions

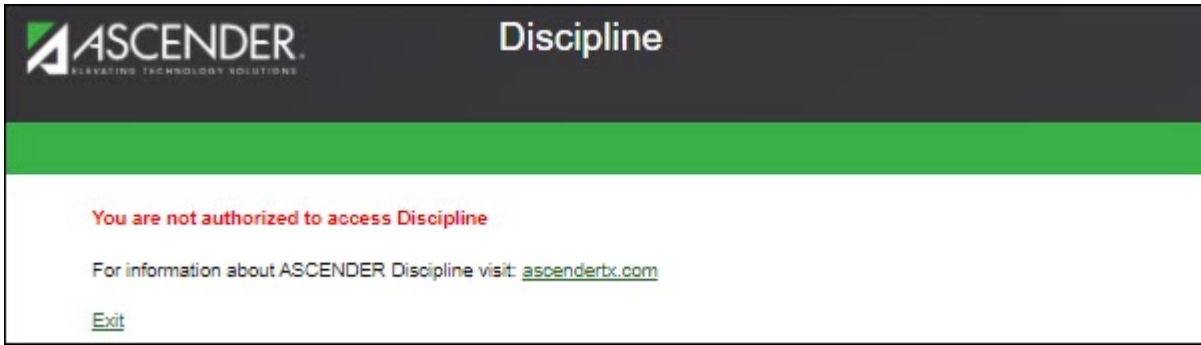
Expanded view:

Under **My Applications** on the left side of the page, only the applications to which you have rights are listed. All other applications are listed under **Other Applications**.



Access rights for each application must be set in the Security Administration system by a user with access to that system.

If you attempt to open an application you do not have rights to, the following page is displayed:



Click **Exit** to return to the ASCENDER Home page.



## Back Cover