





Exit Application

Table of Contents

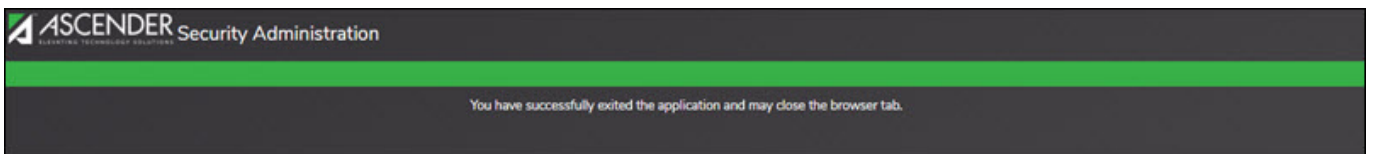
It is important to exit and log out correctly to ensure that the software functions properly.

Exit Application


To exit any open application, in the top-right corner of each application next to your user name, click .

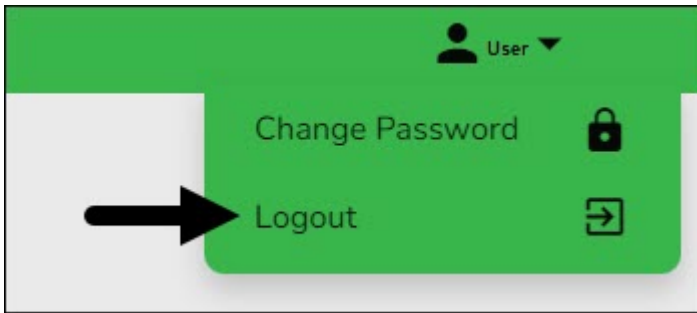


An exit application page is displayed with a message indicating that you have logged out successfully and you may close the browser tab.

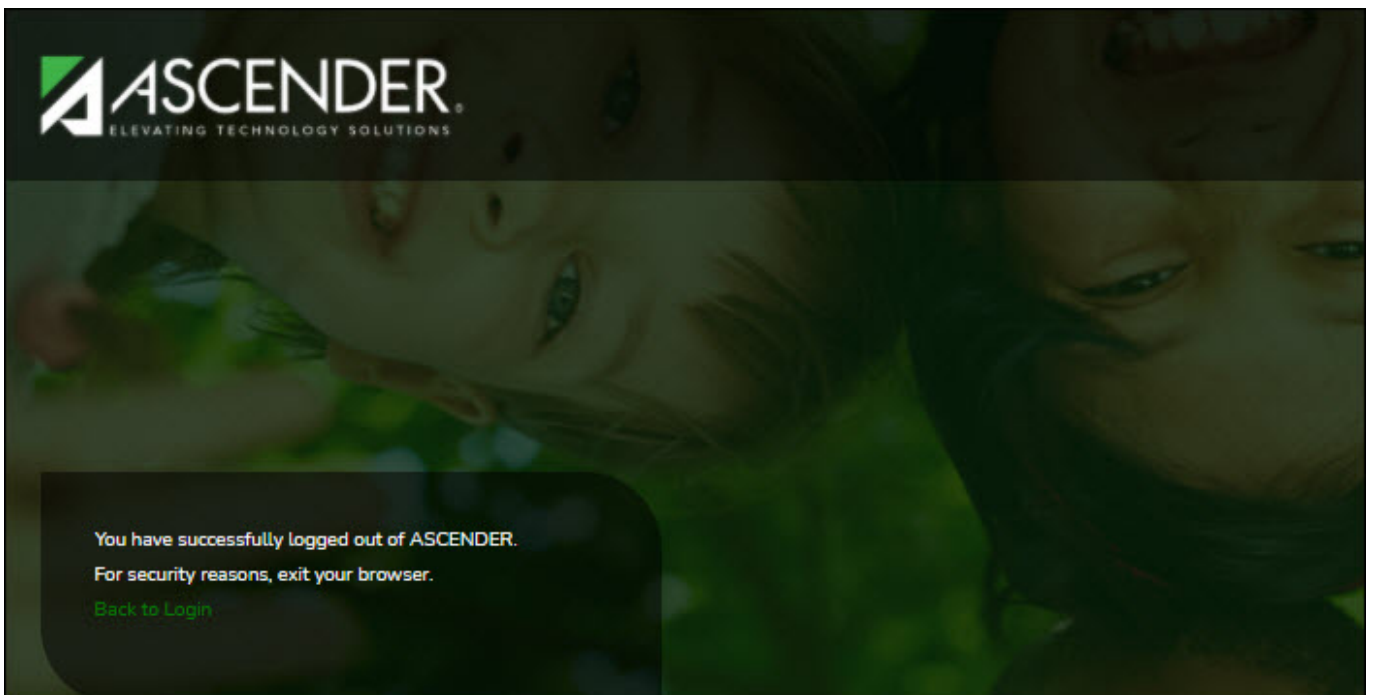


Logout

From the ASCENDER Home page, in the top-right corner of the page next to your user name, click  and then click **Logout**.



The Logout page is displayed confirming that you have successfully logged out of ASCENDER.



Click **Back to Login** to return to the Login page.

Incorrect Logout Method

It is important to remember that if you click X on your browser to exit an application or log out of ASCENDER, various issues including table locks in the system can occur. You must contact your technical department for further assistance, which may include disconnecting the connection in Sybase to clear the table locks.



Back Cover