



## **Enter a reimbursement request**



# Table of Contents



## Enter a reimbursement request

[Grants and Projects > Maintenance > Member Grants > Grant Maintenance](#)

At the top of the page, click **Reimbursement** to create a reimbursement request. The Reimbursement Request pop-window opens allowing you to add the request. A reimbursement is used to create a transaction to reimburse a member LEA's vendor using an amount that is equal to or less than the amount available in a grant's eligible remaining amount.

The transaction date and status are displayed.

Review the data, indicate the reimbursement and matching fund amounts (if any), and save or submit the request.

### Over Expend Notes:

If changes are made to a reimbursement request (amounts are moved between object classes), the amount must be less than the over expenditure limit. Use the following calculation to find the over expenditure limit for an object class:

$$\text{Over Expenditure limit} = (\text{Total Budget} * (1 + \text{Overexpend \%})) \text{ less } (\text{Reimbursement} + \text{Pending Reimbursement})$$

**Example:** The **Total Award** for an object class is 5000, the **Over Expend %** is set to 10%, the **Reimbursement** amount is 400 and the **Pending Reimbursement** is 0.

The calculation is: **5100** = (5000 \* (1 + 10%)) - (400 +0)

In this example, the **Reimbursement Request** cannot exceed 5100.

If any of the transaction's object class **Reimbursement Requests** are greater than the **Over Expenditure** limit, a budget revision is needed.

<b>Object</b>	Displays a list of the six predefined object classes for each year and grant ID: 61XX, 62XX, 63XX, 64XX, 65XX, and 66XX.
<b>Total Award</b>	Displays the total award amount for the corresponding object class, which includes the original amount of the award plus or minus any revisions that have been approved (posted).
<b>Reimbursements</b>	Displays the reimbursement amounts that have been paid.
<b>Pending Reimbursements</b>	Displays the pending reimbursement amounts that have been approved but not paid.

<b>Eligible Remaining</b>	Displays the eligible remaining amount of the award (calculated <b>Total Award - Reimbursements and Pending Reimbursements = Eligible Remaining</b> ).
<b>Reimbursement Request</b>	Type the amount of the reimbursement request. This field can only be edited if the transaction <b>Type</b> is <i>Periodic</i> and the <b>Status</b> is <i>Saved</i> . Otherwise, the field is disabled. A reimbursement is used to create a transaction to reimburse a member LEA's vendor using an amount that is equal to or less than the amount available in a grant's eligible remaining amount not to exceed the over expenditure percentage amount, if applicable.
<b>Matching Funds</b>	Type the total amount of matching funds. This field can only be edited if the transaction <b>Type</b> is <i>Periodic</i> and the <b>Status</b> is <i>Saved</i> or when adding a new request. Otherwise, the field is disabled.  This field can be used when a grantee is required to “match” the grant in some way from another sources and it has to be reported back to the granting agency. This is a way for the fiscal agent to collect that information for reporting. This field is for <u>information purposes only</u> and does not affect grant calculations or totals.
<b>Total</b>	Displays the totals for each column.
<b>Final Report</b>	Select to indicate that the reimbursement request will be the last transaction for the <b>Year</b> and <b>Grant ID</b> . After the final transaction is submitted for a grant year and ID, no other requests can be submitted, the transaction type is changed to <i>Final</i> , and the <b>Processed Indicator</b> is automatically selected.  <ul style="list-style-type: none"> <li>• Pending Periodic transactions that were submitted before or with the request with the <b>Final Report Indicator</b> selected will be allowed to be processed.</li> <li>• Any pending or returned Periodic transactions that have not been submitted will not be allowed to be submitted for approval.</li> </ul> <p><b>Note:</b> If the total reimbursement request is zero but the matching funds is greater than zero, then the <b>Final Report</b> check box is disabled. If an approval path exists, the request status is set to a Submitted status and will go to the Approval Dashboard. If approved, the transaction will bypass the Grant Payments process and be set to a Paid status. If an approval path does not exist, the transaction will be set to a Paid status. A check transaction is not created.</p>


Click **Save** to save the request without submitting it for approval.

Click **Submit** to submit the request for approval. The request is forwarded through the designated approval path for the selected grant type.



Once the request is saved or submitted, it is displayed under **Transactions** with the appropriate status.

Click **Cancel** or X to close the pop-up window.

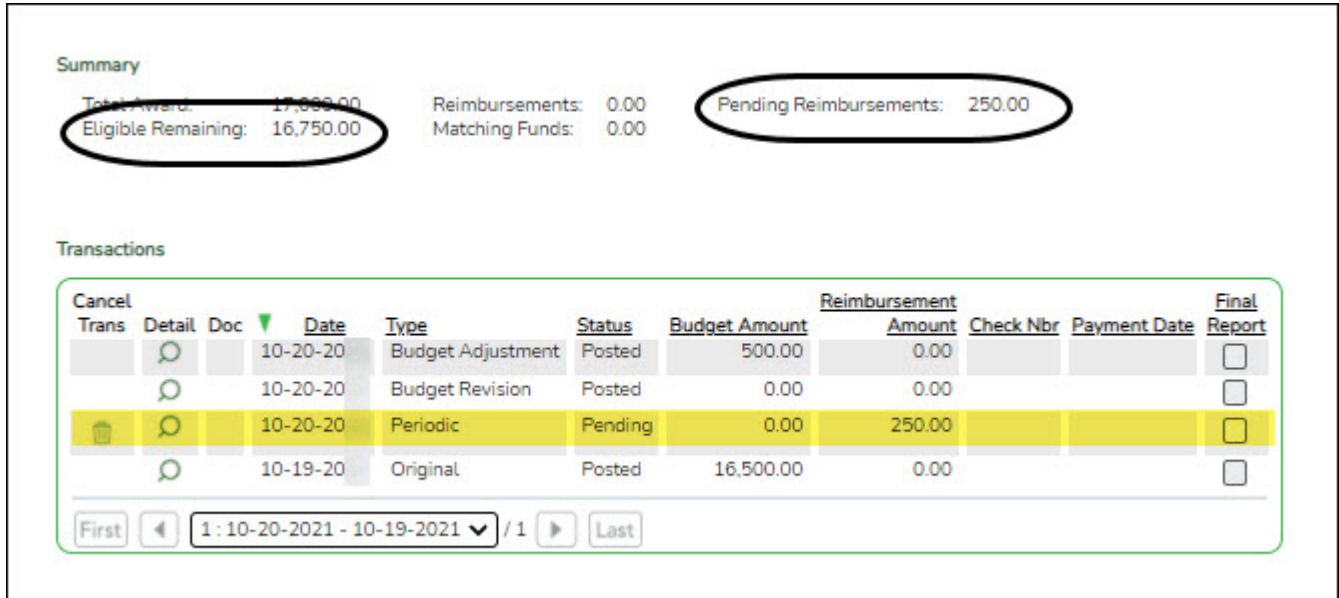
#### Documents:

Once a request is saved or submitted and if you have access to Document Attachments, click 

under **Transactions** to open the Budget Reimbursement Request pop-up window.

- Click **Documents** to open the **Document Attachments** pop-up window. You can view, upload, or delete documents as needed.
- If documents exist for the request,  is displayed on the **Documents** button.
- If a document is uploaded in this popup,  is displayed for the transaction in the **Doc** column under **Transactions**.

After the reimbursement request is completely approved, it is changed to a pending status. The request amount is deducted from the **Eligible Remaining** amount and displayed as **Pending Reimbursement Amount**.



The screenshot shows a 'Summary' section with the following values: Total Award: 17,888.00, Reimbursements: 0.00, Pending Reimbursements: 250.00, Eligible Remaining: 16,750.00, and Matching Funds: 0.00. Below this is a 'Transactions' table with columns for Trans, Detail, Doc, Date, Type, Status, Budget Amount, Reimbursement Amount, Check Nbr, Payment Date, and Final Report. The table contains four rows: a Budget Adjustment (Posted, 500.00), a Budget Revision (Posted, 0.00), a Periodic transaction (Pending, 0.00 budget, 250.00 reimbursement), and an Original transaction (Posted, 16,500.00). A navigation bar at the bottom shows '1: 10-20-2021 - 10-19-2021 / 1'.

and the grant amounts are updated accordingly in the transaction details on the Grant Maintenance page. Click the spyglass to view the transaction details.



## Back Cover