



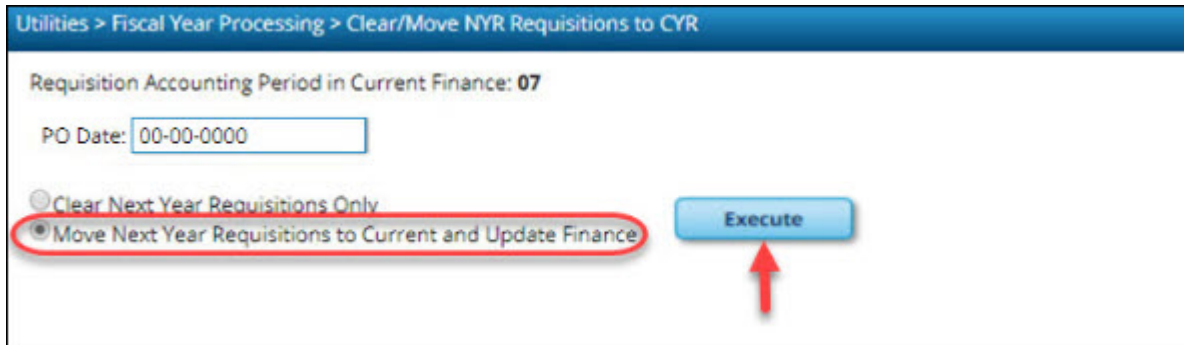
(If applicable) Clear/move NYR requisitions to CYR

Table of Contents

Finance > Utilities > Fiscal Year Processing > Clear/Move NYR Requisitions to CYR

If your LEA uses the next year Purchasing feature, move all purchase orders and requisitions that were created in Next Year Purchasing to Finance and Current Year Purchasing.

Image



The **Requisition Accounting Period in Current Finance** field is display only and is populated by the requisition accounting period data from the [Finance > Tables > District Finance Options](#) page. Requisitions that are moved to Finance are created in the current accounting period.

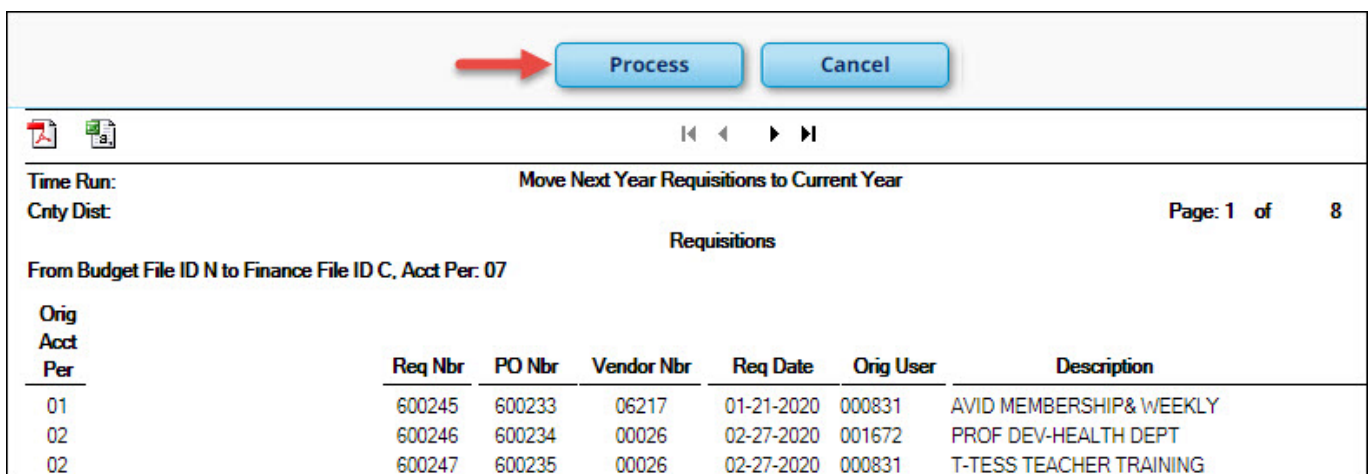
In the **PO Date** field, type 07-01-2018 for early fiscal year LEAs or 09-01-2018 for standard fiscal year LEAs.

Select **Move Next Year Requisitions to Current and Update Finance** to transfer all next year requisitions to the current year and update the Finance general ledger.

Click **Execute**. The Over Expend Report is displayed if you have account codes that are over budget. Review and print the report.

Click **Continue**. The Move Next Year Requisitions to Current Year report is displayed. Use this report to determine if budget amendments need to be done in Finance.

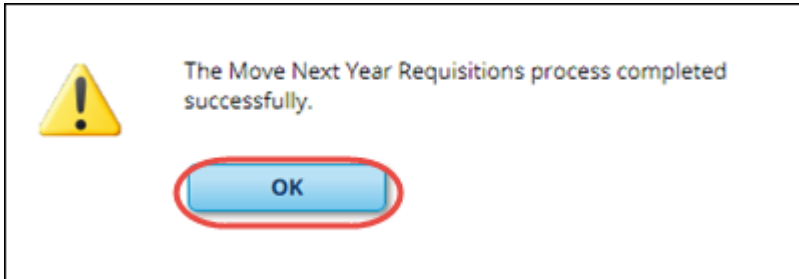
Image



Click **Process**. You are prompted to create a [backup](#). There are two exports files, one for Finance and

one for Budget. The following message is displayed indicating that the process was successfully completed.

Image





Back Cover