



print_bank_account_group

Table of Contents

The following Account Code Table options are displayed:

Current Tab Page - prints only the tab page currently open.








Selected Account Code Tables - displays the following Bank Account Table options:

- Bank Account Group
- Bank Account Group Funds
- Cash Object
- Investment Object

All Account Code Tables - prints all the Bank Code tab pages.

Select an option, and then click **OK** to view a copy of the report. Otherwise, click **Cancel** to return to the tab.

Review The Report:

- Click  To Go To The First Page Of The Report.
- Click  To Go Back One Page.
- Click  To Go Forward One Page.
- Click  To Go To The Last Page Of The Report.
- Click  to save and print the report in PDF format.
- Click  to save and print the report in CSV format. (This option is not available for all reports.)
When a report is exported to the CSV format, the report headers may not be included.
- Click  to close the report window. Some reports may have a **Close Report** or **Exit** button instead.



Back Cover