



print_salary_tables

Table of Contents

The following Salary Table options are displayed:

Current Tab Page - prints only the tab page currently open.





Selected Salary Tables - displays the following Current Year Salary Table Selection options:

- Local Annual
- Hourly/Daily
- Extra Duty
- Fund to Grant
- State Minimum
- Substitute
- Midpoint




All Salary Tables - prints all the Salaries tab pages.

Select an option, and then click **OK** to view a copy of the report. Otherwise, click **Cancel** to return to the tab.

Review the report:

- Click  to go to the first page of the report.
- Click  to go back one page.
- Click  to go forward one page.
- Click  to go to the last page of the report.

The report can be saved in various file formats:

- Click  to save and print the report in PDF format.
- Click  to save and print the report in CSV format. (This option is not available for all reports.) When a report is exported to the CSV format, the report headers may not be included.
- Click  to close the report window. Some reports may have a **Close Report** or **Exit** button instead.



Back Cover