



## **Correct out-of-balances**



# Table of Contents



## Correct out-of-balances

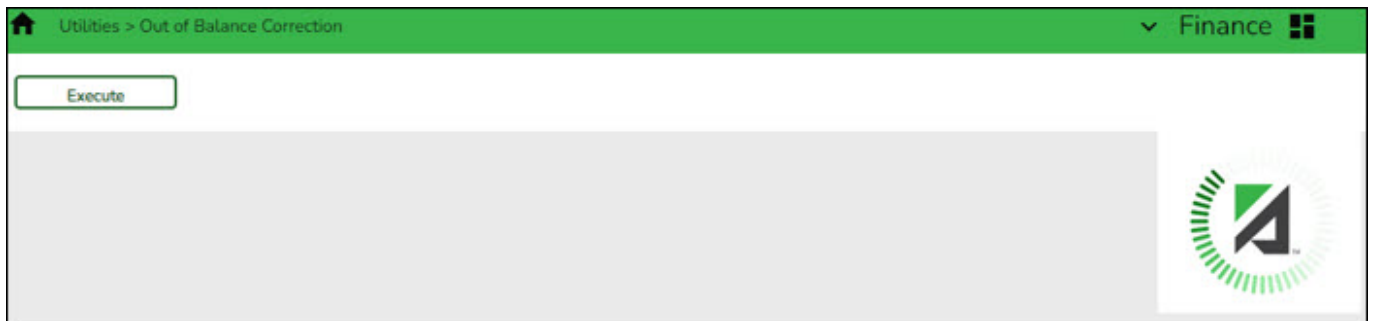
### Log on to file ID 4.

[Finance](#) > [Utilities](#) > [Out of Balance Correction](#)

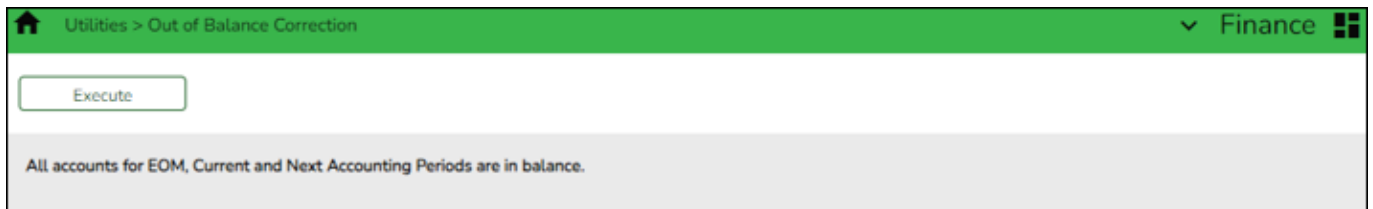
After the opening balances have been posted in file ID 4, correct any out-of-balance occurrences. If there are no out-of-balance occurrences, continue to the next step.

This utility is used to view and correct any out-of-balance accounts in the end-of-month (EOM), current, and next accounting periods.


The ASCENDER processing logo is displayed upon accessing the page indicating that the program is searching for any out-of-balance accounts in the EOM, current, and next accounting periods.



If all accounts are in balance, the following message is displayed: All accounts for EOM, Current and Next Accounting Periods are in balance.




If any out-of-balance accounts exist for [YC](#), [AC](#), [AA](#), the [FIN1600 - Batch Process Balance Error Listing Report](#) is displayed with a list of the accounts. [Review the report.](#)

Utilities > Out of Balance Correction Finance 

File ID: C

---


First
◀
▶
Last

---

Date Run: Batch Process Balance Error Listing Program: FIN1600  
 Cnty Dist: SD Page: 1 of 1  
 Report Type: AC As of: August File ID: C

Account Balances  
Calculated Balances  
Variance

Fnd-Fnc-Obj,So-Org-Prpg	Description	Est Rev/ Approp	Encum	Rizd Rev/ Expenditures	Balance
199-11-6141.00-107-511000	** TRANS DO NOT EQUAL	-27,848.00	0.00	26,748.02	-1,099.98
		-27,848.00	0.00	26,813.63	-1,034.37
		0.00	0.00	-65.61	-65.61

End of Report

- Click **Process** to balance the accounts.
- Click **Cancel** to cancel the process.

A message is displayed indicating that the process was completed successfully.



## Back Cover