







# staffcredentialspermitarea



# Table of Contents



<b>Role ID</b>	Click  to select the three-digit code that identifies the capacity in which a person serves under the permit indicated. This field is required for all permits.
<b>Population</b>	Click  to select the type of permit that the employee holds.
<b>Grade Range</b>	Click  to select the two-digit code that indicates the span of grade levels for which the permit was issued. This is required only for teaching permits.
<b>Subject Area</b>	Click  to select the two-digit code that indicates the broad subject area that an instructor is allowed to teach. This is required only for teaching permits.
<b>Hrs</b>	Type the number of college credit hours the staff member has earned in the specified subject area.

Click **Refresh Role ID** to update the permit area grid if any information is changed or if a new row is added.



## Back Cover