



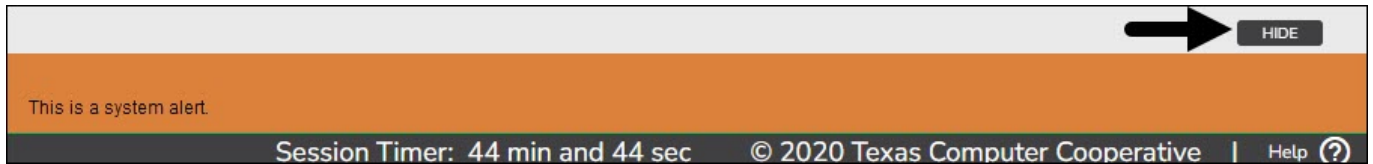
System Alerts

Table of Contents

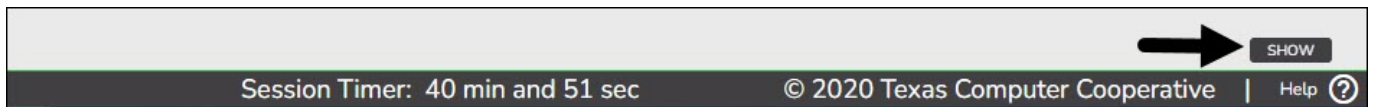
System Alerts

At the bottom of each page, there is an orange message line that displays any system alerts.

Click **Hide** to hide the message line.

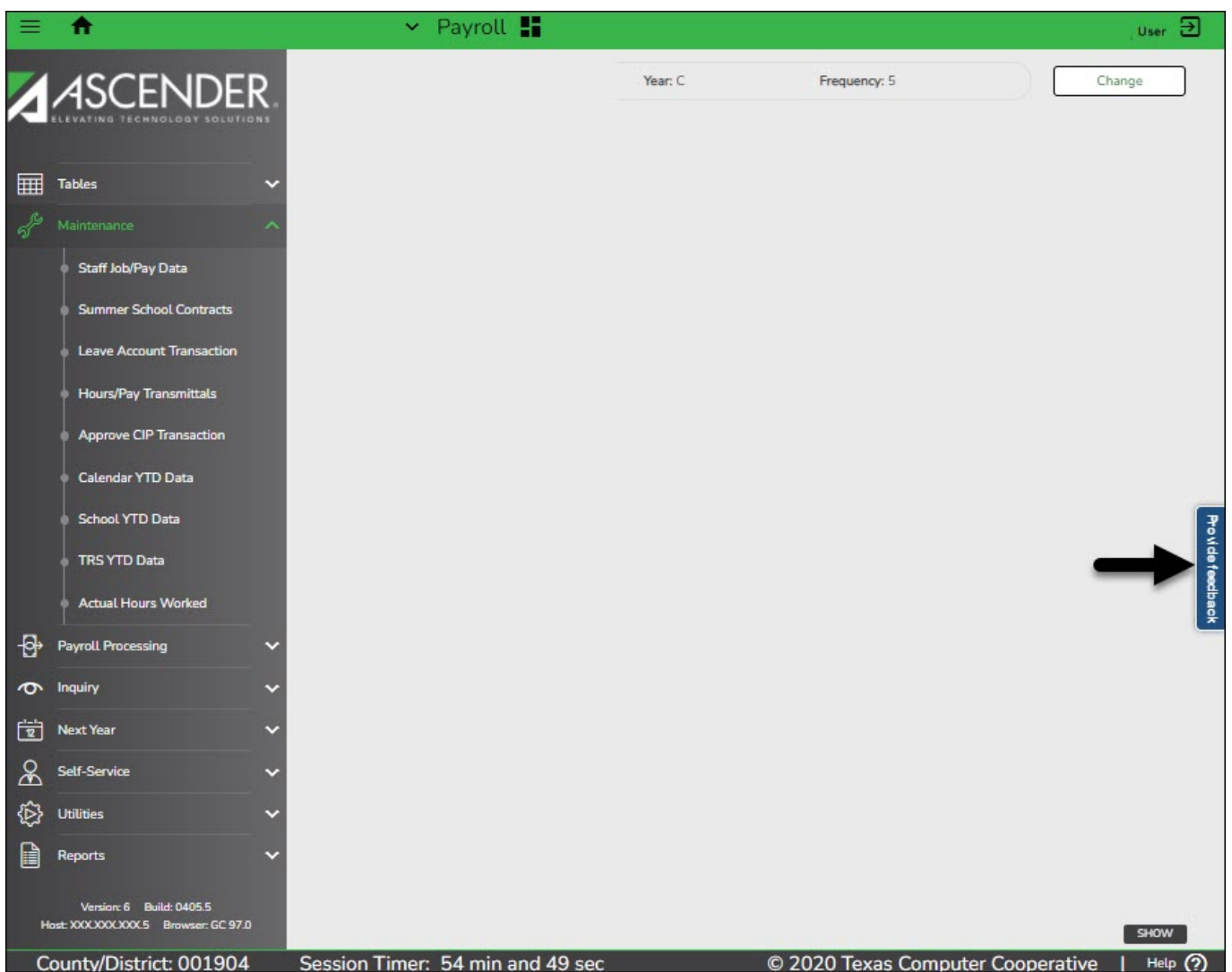


Click **Show** to show the message line.



Provide Feedback

On the right side of each page, there is a blue **Provide Feedback** button. This functionality allows you to submit feedback about the system. The feedback is forwarded to the Texas Computer Cooperative (TCC) Product Teams for review.



Click **Provide Feedback** to open the We value your feedback pop-up window. Complete the applicable fields and click **Submit**. Otherwise, click **Close** to close the window without submitting feedback.

We value your feedback

i Name and email is not required; however, completion of the User Role is greatly appreciated.

Summary*

User Role

Application

Menu Breadcrumb

Rating

Comment

Submit Close



Back Cover