



ed25

Table of Contents

ED25 Demographic Adjustment

The ED25 Demographic Adjustment tab is used to report adjustments to an employee's previously submitted ED20 (Demo) record.

ED25 records are not created for changes made to a terminated employee's demographic record.

Note: If an ED20 record has been submitted and corrections are required, submit an ED25 record the following month. Do not send both an ED20 and an ED25 record for the same employee in the same month.

The **Emp Nbr**, **Staff ID/SSN**, **Name**, **DOB**, and **Gender** fields are displayed and cannot be changed.

ED25 Demographic Adj
X

Emp Nbr: 000249 Staff ID/SSN: 112-79-8767 Name: DE HOYOS, DEANNA STAR DOB: 06-25-1952 Gender: F - Female

New Demo Information

Staff ID/SSN: - DOB: - Gender:

Name:

Last First Middle Generation

Original Demo Information

Staff ID/SSN: DOB: Gender:

Name:

Last First Middle Generation

New Address

Nbr:

Street/P.O. Box:

Apt:

City:

State:

Zip: +4

Province:

Country:

Postal Code:


New Contact Info

Phone Nbr:



Work Email:

Under **New Demo Information:**

| | |
|---------------------|---|
| Staff ID/SSN | Type only corrections to originally submitted staff ID/Social Security Number data. |
|---------------------|---|

| | |
|-------------------|--|
| DOB | Type only corrections in the MM-DD-YYYY format to previously submitted date of birth data. |
| Gender | Type only corrections to originally submitted gender data. |
| Name | Type only corrections to the originally submitted employee's last, first, and middle names. |
| Generation | Click  to select the corrected generation code. |



Under **Original Demo Information**, the following fields must be completed.

| | |
|---------------------|---|
| Staff ID/SSN | Type the employee's originally submitted staff ID/Social Security Number data. |
| DOB | Type the employee's originally submitted date of birth in the MM-DD-YYYY format. |
| Gender | Click  to select the employee's originally submitted gender. |
| Name | Type the employee's originally submitted last, first, and middle names. |
| Generation | Click  to select the originally submitted generation code. |

Under **New Address**:

Notes: If you need to delete data in a field, complete the field by typing X's for the maximum number of characters allowed in that specific field.

If any field under **New Address** is updated, all of the applicable **New Address** fields must be completed

| | |
|------------------------|---|
| Nbr | Type the new street number for the mailing address of the employee. The field can be a maximum of ten characters. |
| Street/P.O. Box | Type new the street name or post office box number for the mailing address of the employee. The field can be a maximum of 30 characters. |
| Apt | Type the new apartment number for the mailing address of the employee. The field can be a maximum of seven characters. |
| City | Type the new city name for the mailing address of the employee. The field can be a maximum of 20 characters. |
| State | Click  to select a new state for the mailing address of the employee. |
| Zip | Type the new five-digit zip code for the mailing address of the employee. |
| +4 | Type the new additional four digits of the zip code. |
| Province | Type the new province of the employee's address. This field is only necessary for foreign addresses. |
| Country | <p>Click  to select the country of the employee's address. The Demographic Address Country lookup is displayed.</p> <p>In the Search field, begin typing the country name or code to narrow the search. Select the country code. The lookup is closed and the Country field is populated with the selected code. Otherwise, click Cancel to close the lookup without selecting a country code.</p> <p>This field is only necessary for foreign addresses.</p> |
| Postal Code | Type the new postal code for the employee's address. This field is only necessary for foreign addresses. |

Under **New Contact Info**:

| | |
|--------------------|---|
| Phone Nbr | Type only corrections to the employee's previously submitted ten-digit phone number. |
| Work E-mail | Type only corrections to the employee's previously submitted work e-mail address. The field can be a maximum of 100 characters. |



Back Cover