



Set District HR Options

Table of Contents

Set District HR Options

[Human Resources > Tables > District HR Options](#)

Use the District HR Options page to indicate whether you want to report the weekly scheduled hours or the actual number of hours worked for pay type 3 (hourly) and 4 (substitute) jobs. Pay type 1 (contracted) and 2 (non-contracted) jobs are reported based on the assigned calendar. The TRS workday calendar is used for employees who do not have an assigned calendar.

Per TRS, each employee must have actual hours worked or hours scheduled reported.

Under **TEAM Extract Options**:

<p>Use Pay Dates for TRS Month or Actual Date</p>	<p>This field applies to the RP20 and ER20 extracts.</p> <p>Select <i>A - Actual Hours Table Date</i> to use the actual date from the Maintenance > Actual Hours Worked page to determine the accumulated actual hours worked for pay type 3 employees. And, determine the days worked for pay type 4 jobs (i.e., substitutes). The actual date, month and year, must be the same as the TRS reporting month and year.</p> <p>The RP20 and ER20 extracts include all actual hours worked table entries regardless if the associated pay date is processed or unprocessed. The TRS month associated with the pay date is ignored.</p> <p>Select <i>P - Pay Dates for TRS Month</i> to use the pay date from the pay dates table to determine the accumulated actual hours for a pay type 3 job. And, determine the days worked for pay type 4 jobs (i.e., substitutes). The associated pay date must be a processed pay date that has the same month and year as the TRS reporting month and year. The actual date is ignored.</p>
<p>Pay Type 3 - Report Actual or Scheduled Hours</p>	<p>This field applies to the RP20 extract.</p> <p>Select <i>A - Actual Hours</i> to report actual hours worked for a pay type 3 job. Review the Use Pay Dates for TRS Month or Actual Date field selection to determine how the records are selected from the actual hours worked table.</p> <p>Select <i>S - Scheduled Hours</i> to report scheduled hours worked for a pay type 3 job. If <i>S - Scheduled Hours</i> is selected, then the hours are reported based on the assigned calendar. The TRS workday calendar is used for employees who do not have an assigned calendar.</p>

Update Job Codes

[Human Resources > Tables > Job/Contract > Job Codes](#)

Use the Job Code table to update the **FTE Hrs** field for all full-time jobs. This information is used on the ED40 (Contract and Position) record to report the number of hours an employee must work in order to be considered full-time.

Locate a job code, or click **+Add** to add a new job code.

In the **FTE Hrs** field, type the number of full-time employee hours for the selected job code.



Click **Save** to save the changes.

Update Employee Records


Use the Staff/Job Pay Data page to update the necessary TRS reporting data fields.

[Human Resources](#) > [Maintenance](#) > [Staff/Job Pay Data](#) > [Employment Info](#)

Retrieve an employee.

Employment Type	<p>Required TRS reporting field.</p> <p>Click  to select the employee's employment type code.</p> <ul style="list-style-type: none"> • <i>F - Half-Time or more</i> • <i>M - Temporary</i> • <i>P - Less than Half-Time</i> • <i>S - Substitute</i>
Retiree Employment Type	<p>Required TRS reporting field. (for retirees)</p> <p>Click  to select the retired employee's retiree employment type code.</p> <ul style="list-style-type: none"> • <i>C - Combination of Substitute and Half-Time or less</i> • <i>F - Full-Time</i> • <i>H - Half-Time or less</i> • <i>S - Substitute</i>
ERS Retiree Health Elig	<p>Select if the employee is an Employment Retirement System of Texas (ERS) retiree and is eligible to receive health coverage for the current year through ERS. If selected, the employee does not pay the Member Insurance Contribution (IN), and the employer does not pay the Reporting Entity TRS-Care payment (RI).</p>
NY ERS Retiree Health Elig	<p>Select if the employee is an Employment Retirement System of Texas (ERS) retiree, and is eligible to receive health coverage for the next year through ERS.</p>

[Human Resources](#) > [Maintenance](#) > [Staff/Job Pay Data](#) > [Job Info](#)

<p>TRS Member Pos</p>	<p>Required TRS reporting field.</p> <p>Click  to select the code indicating the employee's classification. This field is required for All employees.</p> <ul style="list-style-type: none"> • 01 - Professional staff • 02 - Teacher, librarian • 03 - Support staff • 04 - Bus driver • 05 - FT nurse/Counselor • 06 - Peace Officers • 07 - Food service worker • 09 - Summer School <p>Notes: A value must be selected in the TRS Member Pos field and the contract begin date must be less than or equal to the current month when extracting the Contract and Position (ED40) report for the first time (i.e., First Time Report ED40 is selected.)</p> <p>The TRS Member Pos field must be set to 01, 02, or 05 if the value in the State Min Salary field is greater than zero.</p>
<p>Wkly Hrs Sched</p>	<p>Required TRS reporting field.</p> <p>Type the employee's scheduled weekly hours for a specific job where applicable.</p>

For pay type 1 and 2 jobs, in the Weekly Hrs Sched field, type the employee's scheduled weekly hours for the selected job.

Click **Save** to save the changes.



Back Cover