



# approvaldashboard



# Table of Contents

**Approval Dashboard - GRT3020** ..... 1



# Approval Dashboard - GRT3020


**Grants and Projects > Maintenance > Approve Grant Requests > Approval Dashboard**

This page allows you (the signed-on approver) to view a list of all the budget amendments and reimbursement requests awaiting your approval or denial for a year/grant type. You can elect to approve all requests, individual requests, or return all requests or individual requests. Additionally, you can update individual requests prior to approving or returning the request.

**Retrieve a record:**




Upon retrieving the page, a list of all budget amendment and reimbursement requests awaiting your approval or denial is displayed regardless of the year and grant type.

Use the following fields to narrow your search of pending approvals:

<b>Year</b>	Type a four-digit grant year.
<b>Grant Type</b>	Begin typing the grant type or description. As you type the data, a drop-down list of corresponding data is displayed. Select a grant. If the grant type or description is not known, click  to select a grant from the Grant Types lookup or press the Spacebar to view a list of grant types.

Click **Retrieve**. A list of pending approvals matching your search criteria is displayed if any.

Under **Transaction Pending Approval:**

<b>Select All</b>	Select the top-level check box to select/unselect all transactions. Or, select individual check boxes to only select specific transactions.
<b>Detail</b>	Click  to view additional details for the transaction and any documents attached to the transaction.
<b>Doc</b>	If documents exist for the transaction,  is displayed. Click  to open the Document Attachments pop-up and view the existing uploaded documents. The Document Attachments feature in this view is read-only.
<b>Member</b>	The member county district number and name tied to the transaction are displayed.
<b>Year</b>	The grant year for the transaction is displayed.
<b>Grant ID</b>	The grant ID for the transaction is displayed.
<b>Transaction Date</b>	The transaction date is displayed.
<b>Type</b>	The transaction type is displayed.
<b>Amount</b>	The transaction amount is displayed. This amount includes the sum of all object class amounts for the grant year and ID.
<b>Final Rpt</b>	For reimbursement requests only: If selected, the originator has indicated that the request is the final transaction for the grant year and ID. This field is read-only.

Click **Approve** to approve the request and forward it to the next approver in the approval path. The approved requests are removed from the list.

Click **Return** the return the request to the originator. The returned requests are removed from the list.

**Other functions and features:**

<b>Retrieve</b>	The <b>Retrieve</b> button is also used to retrieve information from the last save. If you click <b>Retrieve</b> , any unsaved changes are lost.
-----------------	--



## Back Cover