



pmissupplementhistory

Table of Contents



PMIS Supplement History - HRS6135 1

PMIS Supplement History - HRS6135

Human Resources > Maintenance > PMIS Supplement History

This page is used to view historical records of data changed on the Maintenance > Supplement Admin or Maintenance > Supplement Modify pages. Since each change made to a supplement position management record creates a new historical record, many records may exist for an employee. Since this data serves as a historical record, the data should not be altered.

Retrieve a historical supplement position record:

Field	Description
Position Number	<p>Begin typing a position number, a drop-down list of corresponding data is displayed. Select a position number from the list. The field can be a maximum of 13 characters. Leading zeros are not required. However, if alphanumeric values are entered, the field is not zero-filled.</p> <p>If the position number is not known, click . The Positions pop-up window opens with a list of all positions.</p> <p>To search for specific positions, type data in one or more of the search fields. Click Search. A list of data that matches the search criteria is displayed.</p> <p>Select a position number from the list. Otherwise, click Cancel.</p>
Position Description	<p>Begin typing a position description, a drop-down list of corresponding data is displayed. Select a position description from the list.</p> <p>If the position description is not known, click . The Positions pop-up window opens with a list of all positions.</p> <p>To search for specific positions, type data in one or more of the search fields. Click Search. A list of data that matches the search criteria is displayed.</p> <p>Select a position number from the list. Otherwise, click Cancel.</p> <p>The position Description field in the top grid is only enabled for editing if the Allow CYR Position Description Changes (Admin only) field is selected on the District Administration > Options > PMIS District Options page.</p>

Click **Retrieve**. The associated billet information is displayed.

Billet Number	Type the billet number used to identify the various positions within the position number. The field can be a maximum of five digits. Leading zeros are not required.
----------------------	--


Click **Retrieve** to display the position history information. The grid displays the following information for the selected employee:

- **Billet**
- **Sch YR**
- **Update Date**
- **Description**
- **Orig Type**

- **Begin/End**
- **Freq**
- **Emp Nbr**
- **Name**

Click **Add Position** to add position history. A dialog box with three tabs (Position Record, Distribution, and Date) is displayed.

Other functions and features:

	<p>Delete a row. Click to delete a row. The row is shaded red to indicate that it will be deleted when the record is saved.</p>
---	---



Back Cover