



pmissupplementhistory

Table of Contents

PMIS Supplement History - HRS6135 1

PMIS Supplement History - HRS6135

Human Resources > Maintenance > PMIS Supplement History

This page is used to view historical records of data changed on the Maintenance > Supplement Admin or Maintenance > Supplement Modify pages. Since each change made to a supplement position management record creates a new historical record, many records may exist for an employee. Since this data serves as a historical record, the data should not be altered.

Retrieve a historical supplement position record:

Field	Description
Position Number	<p>Begin typing a position number, a drop-down list of corresponding data is displayed. Select a position number from the list. The field can be a maximum of 13 characters. Leading zeros are not required. However, if alphanumeric values are entered, the field is not zero-filled.</p> <p>If the position number is not known, click . The Positions pop-up window opens with a list of all positions.</p> <p>To search for specific positions, type data in one or more of the search fields. Click Search. A list of data that matches the search criteria is displayed.</p> <p>Select a position number from the list. Otherwise, click Cancel.</p>
Position Description	<p>Begin typing a position description, a drop-down list of corresponding data is displayed. Select a position description from the list.</p> <p>If the position description is not known, click . The Positions pop-up window opens with a list of all positions.</p> <p>To search for specific positions, type data in one or more of the search fields. Click Search. A list of data that matches the search criteria is displayed.</p> <p>Select a position number from the list. Otherwise, click Cancel.</p> <p>The position Description field in the top grid is only enabled for editing if the Allow CYR Position Description Changes (Admin only) field is selected on the District Administration > Options > PMIS District Options page.</p>

Click **Retrieve**. The associated billet information is displayed.

Billet Number	Type the billet number used to identify the various positions within the position number. The field can be a maximum of five digits. Leading zeros are not required.
----------------------	--



Click **Retrieve** to display the position history information. The grid displays the following information for the selected employee:

- **Billet**
- **Sch YR**
- **Update Date**
- **Description**
- **Orig Type**


- **Begin/End**
- **Freq**
- **Emp Nbr**
- **Name**

Click **Add Position** to add position history. A dialog box with three tabs (Position Record, Distribution, and Date) is displayed.

On the Position Record tab under **Occupant**, the following fields can be modified unless the billet number is 00000.

Emp Nbr	Type the employee number, or click  to select an employee from the Employees list.
Emp Name	Type the employee name.
Amount	Type the supplement amount.
Remaining Payments	Type the number of payments remaining to be made to the employee during the current contract period. This is a required field.
Nbr Extra Day	Type the actual number of days the employee worked.
Attached to Position	Type the name of the position attached to the selected supplement position, or click  to select one from the list.
Billet	Type the billet number of the position attached to the selected supplement position. The field can be a maximum of five characters.
Emp Nbr/Name	This field is display only.

Other functions and features:

	Delete a row. Click to delete a row. The row is shaded red to indicate that it will be deleted when the record is saved.
---	--



Back Cover