



# insurancecompanycodes



# Table of Contents

**Insurance Company Codes - HRS2900** ..... 1





# Insurance Company Codes - HRS2900

**Human Resources > Tables > Insurance Company Codes**

This page allows you to add and maintain basic information about insurance companies for reporting.

**Add or retrieve insurance company data:**

<b>Add</b>	<a href="#">Add insurance data.</a> Click to add insurance company data. A blank insurance company code record is displayed.	OR	<b>Retrieve an existing record.</b>	<a href="#">Search for a record.</a> Click  to search for and select an insurance company code. Or, begin typing the insurance company code or name. As you type the data, a drop-down list of corresponding data is displayed. Select an insurance company code or name and click <b>Retrieve</b> .
Field	Description			
<b>Company Code</b>	Type the code associated with the insurance company. The field can be a maximum of five digits.			
<b>Company Name</b>	Type the name of the insurance company. The field can be a maximum of 30 characters.			
<b>Street Nbr</b>	Type the street number of the insurance company. The field can be a maximum of six digits.			
<b>Street Name</b>	Type the street name of the insurance company. The field can be a maximum of 20 characters.			
<b>City</b>	Type the name of the city in which the insurance company is located. The field can be a maximum of 25 characters.			
<b>State</b>	Click  to select the two-character abbreviation of the state in which the insurance company is located.			
<b>Zip Code</b>	Type the five-digit zip code that indicates the location of the insurance company.			
<b>+4</b>	Type the four-digit additional zip code indicating the location of the insurance company.			
<b>Phone Number</b>	Type the three-digit area code and seven-digit phone number of the phone number of the insurance company.			
<b>Extension</b>	Type the phone number extension, if applicable.			
<b>Contact</b>	Type the contact name associated with the insurance company. The field can be a maximum of 30 characters.			

Under **Insurance Plans**:


Click **+Add** to add a plan number, description, and group number. The system populates the **Code** and **Company Name** fields with data from the selected company.

<b>Plan Number</b>	Type the insurance plan number. The field can be a maximum of 20 digits.
<b>Plan Description</b>	Type the description of the type of insurance plan. The field can be a maximum of 20 characters.
<b>Group Nbr</b>	Type the group number for the district. The field can be a maximum of 20 digits.

<b>Self-Insured</b>	Select to identify the health insurance plan as being a plan in which the employer assumes the financial responsibility for providing health care benefits to its employees.
---------------------	--

Click **Save**.

### Other functions and features:

 <a href="#">Delete a row.</a>	Click to delete a row. The row is shaded red to indicate that it will be deleted when the record is saved.
---	--



## Back Cover