



# **(OBSOLETE) ER20 (Employment of Retirees) - HRS3950**



# Table of Contents

**(OBSOLETE) ER20 (Employment of Retirees) - HRS3950 ..... 1**



This page was removed as a result of the TRS rewrite.

# (OBSOLETE) ER20 (Employment of Retirees) - HRS3950

**Human Resources > Utilities > TEAM Submission > Data Maintenance > Employment After Retirement (ER) > ER20 (Employment of Retirees)**


This tab is used to report employment information for retirees, regardless of retirement date or retirement type.

Per TRS, if a retiree has multiple jobs, only one ER20 record should be submitted for each retiree. The **Hours Worked**, **Days Worked**, and **Total Gross Compensation** fields should be cumulative, regardless of how many positions the retiree works for the local education agency (LEA).

Click here to access the [TEAM Report Formatting Guide - ISDs, Charters, and ESCs](#) for additional reporting information and complete file record layouts.

This page consists of a grid at the top and a free-form area at the bottom.

## Create an ER20 record:

Field	Description
<b>TRS Month</b>	Click  to select a TRS month for which you want to retrieve data. This is a required field.
<b>TRS Year</b>	Type the calendar year in the YYYY format for which you want to retrieve data. This is a required field.

Click **Retrieve**. All previously entered TRS Eligible Code 5 (Retired) employment information is displayed.

**Note:** To retrieve employees with TRS Eligible Code 5 (Retired), click **Directory** to select an employee. The employee selection list is limited to TRS Eligible Code 5 (Retired) employees only.

Click [Directory](#) to search for an employee.




To view additional details for a row, click .

In the free-form area, the **Emp Nbr**, **Staff ID/SSN**, **Name**, **DOB**, and **Gender** fields are display only.

To add another row, click **+Add**. A new row is added with the cursor in the **Emp Nbr** field. In the **Emp Nbr** field of the free-form area, type or select an employee number, and then press TAB. Data associated with the employee number is displayed. You can edit and save the data. If an employee is selected from the Directory, a new row is added. If multiple rows are selected from the Directory, all

of the employees are added as new rows in the grid area.

Under **Employment:**


<b>TRS Position Code</b>	Click  to select the employee's TRS position code.  <i>01 - Professional staff</i> <i>02 - Teacher, librarian</i> <i>03 - Support staff</i> <i>04 - Bus driver</i> <i>05 - FT nurse/Counselor</i> <i>06- Peace Officers</i> <i>07 - Food service worker</i>
<b>Retiree Employment Type</b>	Click  to select the employee's employment type code.  <i>C - Combination of Substitute and Half-time or less</i> <i>F - Full-Time</i> <i>H - Half-time or less</i> <i>S - Substitute</i>
<b>Zero Days Reason</b>	Click  to select the reason for reporting zero days worked for an employee.  <i>A - Accrued Pay/Not Terminated</i> <i>C - Employee on less than 12 month pay schedule/Not Terminated</i> <i>F - Final Pay/Terminated</i> <i>L - Leave Without Pay</i>
<b>Actual Hours Worked</b>	Type the actual number of hours that the employee worked in the reporting period month. The number of hours must be reported as a whole number. Any number with a portion after the hour must be increased to the next whole number (e.g., 7.5 should be increased to 8, 46.1 should be increased to 47). This field must be reported if actual hours are tracked. This field must be reported if actual hours are tracked.
<b>Days Worked</b>	Type the actual number of days worked or on paid leave in reporting period month.
<b>Paid Through Third Party Entity</b>	Select to indicate if the retiree works for a third party entity and not the local education agency (LEA).
<b>Contract Begin Date</b>	Type the date that the contract began in the MMDDYYYY format.
<b>Contract End Date</b>	Type the date that the contract ends in the MMDDYYYY format.

Under **Amount:**

<b>Total Gross Pay</b>	Type the retiree's total gross compensation amount.
<b>Pension Surcharge</b>	Type the amount of pension surcharge due based on retiree's employment, if any.
<b>TRS-Care Surcharge</b>	Type the amount of TRS-Care surcharge due based on retiree's employment, if any.

Click **Save**.

**Other functions and features:**

<b>Retrieve</b>	<a href="#">Retrieve data.</a> The <b>Retrieve</b> button is also used to retrieve information from the last save. If you click <b>Retrieve</b> , any unsaved changes are lost.
	<a href="#">Delete a row.</a> Click to delete a row. The row is shaded red to indicate that it will be deleted when the record is saved.  Click <b>Save</b> .



## Back Cover