



**Copy NYR Tables to CYR - HRS4000**



# Table of Contents

**Copy NYR Tables to CYR - HRS4000** ..... 1



# Copy NYR Tables to CYR - HRS4000

## Payroll > Next Year > Copy Next Year Tables

This page is used to select next year payroll tables to copy to the current year after budget development.


### Copy next year tables:

The system displays all available current year tables that may be copied to the next year tables. Tables are selected using individual check boxes. At least one table option must be selected.

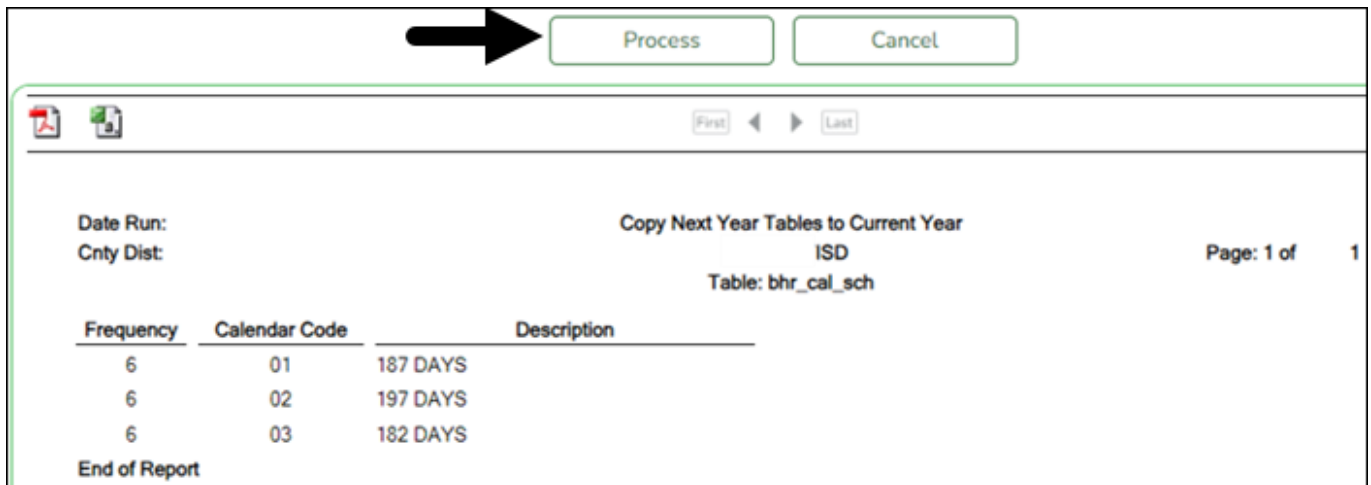
- Click **Select All Tables** to select all of the tables.

OR

- Select  next to the table(s) you want to include.
- Select  again to unselect a table.

Click  if you do not want to copy the entire table, but want to include specific data from a table.

Click **Execute**. Only the selected tables are processed. As the reports are generated, click **Process** for each table. [Review the reports](#).



Process Cancel

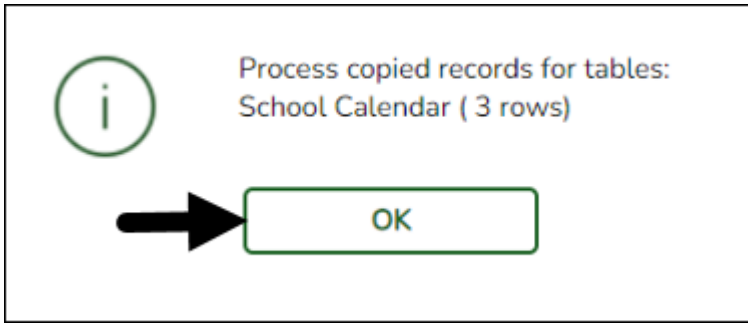
First Last

Date Run: Copy Next Year Tables to Current Year  
Cnty Dist: ISD Page: 1 of 1  
Table: bhr\_cal\_sch

Frequency	Calendar Code	Description
6	01	187 DAYS
6	02	197 DAYS
6	03	182 DAYS

End of Report

A message is displayed with the table names and the number of rows that were copied. Click **OK**.



Review the process report to verify that all applicable calendars, extra duty pay, and job codes were copied to the current year payroll frequency. **It is recommended** that you log on to **Personnel > Tables > Workday Calendars** to verify this information. If the calendars were not copied over correctly, you may have to individually copy the calendars.

**Note:** When copying the school calendar table from next year to the current year, the calendar code, description, and days are copied. If a calendar code exists in the next year and current year, the next year data replaces the entire calendar contents for the current year for the specified calendar code.



## Back Cover