



HRS3350 - Combined YTD Deduction Register

Table of Contents


HRS3350 - Combined YTD Deduction Register 1



HRS3350 - Combined YTD Deduction Register

Payroll > Reports > Year To Date Reports > Combined YTD Deduction Register

The report lists all deductions generated during payroll calculations with the exception of federal income tax, FICA, and TRS. It includes data for all pay dates and pay periods that fall within the range specified by the user.

When total dependent care (employee and/or employer) exceeds \$5,000 for the calendar year, an additional deduction line is displayed on the reports to separate the taxable and nontaxable parts of that deduction.

Parameter	Parameter Description
Sort by Alpha (A), Employee Nbr (N)	A - Sort the report alphabetically. N - Sort the report by employee number. This is a required field.
Print Employee Number (E), Staff ID (S), or Masked Staff ID (M)	E - Print the employee number on the report. S - Print the staff ID number on the report. M - Print the masked staff ID number on the report. This is a required field.
Report Type Summary (S), Detail (D) or Combined (C)	S - Print the summary information on the report. D - Print the detail information on the report. C - Print both the summary and detail information on the report. This is a required field.
Select Frequency(ies), or blank for ALL	Type a one-digit frequency number separating multiple frequency numbers with a comma (e.g., 5, 6). Or, click  to search for payroll frequencies. Otherwise, leave blank to use all payroll frequencies.
Pay Status Active (A), Inactive (I), or blank for ALL	A - Print active employees only. I - Print inactive employees only. Blank - Print both active and inactive employees.
Pay Type 1-4, Exclude Subs (E), or blank for ALL	1-4 - Include employees with a specific pay type (e.g., 1) on the report. E - Exclude substitute employees from the report. Blank - Include all employees on the report.

Parameter	Parameter Description
Deduction Type (Cafe 125 only (Y), Non Cafe 125 only (N), or blank for ALL)	<p>Y - Include only cafeteria 125 deductions on the reports.</p> <p>N - Include non-cafeteria 125 deductions on the report.</p> <p>Blank - Include all deductions on the report.</p>
Select Employee(s), or blank for ALL	Type the employee number separating multiple employee numbers with a comma. Or, click  to search for employees. Otherwise, leave blank to use all employee numbers.
From Pay Date (MMDDYYYY), or blank for ALL	Type the from pay date in the MMDDYYYY format, or leave blank to use all from dates.
To Pay Date (MMDDYYYY), or blank for ALL	Type the to pay date in the MMDDYYYY format, or leave blank to use all to dates.
Select Deduction Code(s), or blank for ALL	Type the deduction code separating multiple deduction codes with a comma. Or, click  to search for deduction codes. Otherwise, leave blank to use all deduction codes.

[Generate the report.](#)



Back Cover