



ASCENDER GUIDES




EP Self-Service Assignments Payroll - HRS2050

Table of Contents

Self-Service Assignments - Payroll - HRS2050 1

Self-Service Assignments - Payroll - HRS2050




Payroll > Tables > EP Self-Service Assignments Payroll

This page allows you to control the payroll fields available for updating or viewing on the EmployeePortal Self-Service Profile page. The data is controlled by payroll frequency. The user can access the EmployeePortal Self-Service Profile page by clicking their name in the upper-left corner or by clicking  in the EmployeePortal application.

The fields on the page are grouped in categories such as **Direct Deposit Bank Accounts** so that one approver will approve or disapprove all elements of the employee's accounts.

If an approver is terminated, the LEA needs to update the approver ID to another approver ID. Changes pending the prior approver's approval need to be moved to the new approver, and an email message will be sent to the new approver.

Set payroll fields:

Field	Description
Payroll	Click  to select a payroll frequency for which to set self-service assignments and click Retrieve . The data for the specified payroll frequency is displayed.
Option	Click  to select the code to determine if data can be updated, viewed, or not displayed at all on the EmployeePortal Self-Service Profile page. <i>U - Update</i> - The user can submit changes to all information listed in the category. <i>I - Inquiry</i> - The user can only view the information listed in the category and cannot submit changes. <i>N - None</i> - The user cannot view or make changes to any information listed in the category.
Approver ID	Click  to select the user ID of the person authorized to approve data changes in the category displayed. Notes: The Approver ID field or the Auto check box must be completed; one is required. If Auto is selected, the Approver ID field remains blank and is disabled.
Auto	Select to allow users to automatically update the information listed in the category without requiring approval. Notes: The Approver ID field or the Auto check box must be completed; one is required. If Auto is selected, the Approver ID field remains blank and is disabled. If the Option field is set to Inquiry , Auto remains blank.
Doc Required	Select if documentation is required before a change can be implemented for a specific field. An email message will be sent to the employee regarding the documentation needed.
Required Field	Select if the field displayed is required. If a field is required, it may not be left blank on the EmployeePortal Self-Service Profile page.

Click **Save**.

Other functions and features:

Retrieve	The Retrieve button is also used to retrieve information from the last save. If you click Retrieve , any unsaved changes are lost.
-----------------	--



Back Cover