



1095-C Offer of Coverage - HRS2955

Table of Contents

1095-C Offer of Coverage - HRS2955 1

1095-C Offer of Coverage - HRS2955

Personnel > Tables > ACA 1095 Codes > 1095-C Offer of Coverage

This tab allows you to maintain user- and IRS-defined ACA 1095-C offer of coverage codes as needed.








Add a new code:

Click **+Add** to add a new row.

Field	Description
Code	Type the one-digit 1095-C offer of coverage code.
Description	Type the 1095-C offer of coverage code description. The field can be a maximum of 80 characters.

Click **Save**.

Other functions and features:

Retrieve	The Retrieve button is also used to retrieve information from the last save. If you click Retrieve , any unsaved changes are lost.
Print	<p>Click to print the report.</p> <p>Review the report using the following buttons:</p> <p>Click  to go to the first page of the report. Click  to go back one page. Click  to go forward one page. Click  to go to the last page of the report.</p> <p>The report can be viewed and saved in various file formats.</p> <p>Click  to save and print the report in PDF format. Click  to save and print the report in CSV format. (This option is not available for all reports.) When a report is exported to the CSV format, the report headers may not be included. Click X to close the report window. Some reports may have a Close Report, Exit, or Cancel button instead.</p>
	<p>Click to delete a row. The row is shaded red to indicate that it will be deleted when the record is saved.</p> <p>Click Save.</p>



Back Cover