



REQ1300 - Purchase Order Log




Table of Contents

REQ1300 - Purchase Order Log 1

REQ1300 - Purchase Order Log

Purchasing > Reports > Purchase Order Reports > Purchase Order Log

This report provides a list of purchase orders that have balance amounts greater than zero and the goods have not been fully received. The report is summed by purchase order number.

Parameter	Description
Current Year (C), or Next Year (N)	C - Include the current year requisitions. N - Include the next year requisitions. This is a required field.
Sort by Purchase Order (P), Receiving Address (S), Requisition (R), Vendor (V)	P - Sort the report by purchase order. S - Sort the report by receiving address. R - Sort the report by requisition. V - Sort the report by vendor. This is a required field.
Accounting Period Current (C), Next (N), or blank for ALL	C - Include the current account period. N - Include the next year account period. Blank - Include both the current year and next year accounting periods.
Select Receiving Address(es), or blank for ALL	Type the three-digit receiving addresses (or campus ID numbers), including all leading zeros and separating multiple receiving addresses with a comma (e.g., 001, 098). Or, click  to search for receiving addresses . Otherwise, leave blank to use all receiving addresses.
Select Contract (C), Non-Contract (N), or blank for ALL	C - Include contracts only. N - Include noncontracts only. Blank - Include both contracts and noncontracts.
Select Contract Type(s), or blank for ALL	Type the contract types, or click  to search for contract types . Otherwise, leave blank to use all contract types.
Select Purchase Order(s), or blank for ALL	Type the six-digit purchase order numbers, including all leading zeros and separating multiple purchase numbers with a comma (e.g., 000008, 091929). Or, click  to search for purchase order numbers . Otherwise, leave blank to use all purchase order numbers.
From PO Date (MMDDYYYY), or blank for ALL	Type the from purchase order date in the MMDDYYYY format, or leave blank to use all from dates.
To PO Date (MMDDYYYY), or blank for ALL	Type the to purchase order date in the MMDDYYYY format, or leave blank to use all to dates.
From Required Date (MMDDYYYY), or blank for ALL	Type the from required date in the MMDDYYYY format, or leave blank to use all from dates.
To Required Date (MMDDYYYY), or blank for ALL	Type the to required date in the MMDDYYYY format, or leave blank to use all to dates.

[Generate the report.](#)



Back Cover