



ASCENDER Online Help

Table of Contents





ASCENDER Online Help 1

ASCENDER Online Help

Welcome

- Access the ASCENDER online Help by clicking the Help button in the lower-right corner of the page. The Help topic is specific to the application page. You can browse other Help topics from the Help window.
- Use the **Table of Contents** (left) to access Help for a specific page.
- Use the **Trace** feature (top) to quickly access any of the last five pages you were viewing.
- Use the **Search** box (top right) to search for a word or phrase within online Help.
- A green link opens a new page. New pages are not automatically included when printing.
- A green link with an arrow ► expands to display additional content. The arrow points down when the section is expanded; the arrow points right when the section is collapsed. The content from a blue link is automatically included when printing.
- A single arrow ► expands to display additional content. The arrow points down when the section is expanded; the arrow points right when the section is collapsed. The content from a single arrow is automatically included when printing.
- A green link with an earth icon 🌐 opens an external page. The content from an external link is not automatically included when printing.

Use the icons on the right to do the following:

- Clock icon  - Access previous versions of Help.
- PDF icon  - Convert the page you are viewing to PDF format for saving or printing.
- PDF Book icon  - Create a customized book of Help pages.
- Up Arrow icon  - Jump to the top of the Help page.

Notes about using Help on a mobile device:

- Click the Tools drop-down menu to view old revisions of the page you are viewing.
- Click Table of Contents to view the Table of Contents.
- Click Skip To Content in the upper-right part of the page to skip to the main content on the page.



Back Cover