



---

# Warehouse Requisition Status - BWH4100



# Table of Contents

**Warehouse Requisition Status - BWH4100** ..... 1









# Warehouse Requisition Status - BWH4100

**Warehouse > Inquiry > Warehouse Requisition Status**







This page is used to perform a status inquiry on a warehouse requisition. Requisition records contain all basic requisition data entered at the time it was originated, and indicates whether the order was shipped or back-ordered. The quantity shipped depends upon the approved requisition being submitted to the warehouse and being received at the campus.

**Perform a warehouse requisition inquiry:**

<b>Retrieve an existing record</b>	<a href="#">Search for a record.</a>	
	<b>Requisition Nbr</b>	Type the six-digit requisition number to be retrieved, if known. Leading zeros are not required. However, if alphanumeric values are entered, the field is not zero-filled.
	<b>PO Nbr</b>	Type the purchase order number to be retrieved. Leading zeros are not required.
<p>If the purchase order number is not known, type data in one of the following search fields.</p> <ul style="list-style-type: none"> <li>• <b>From Date</b></li> <li>• <b>To Date</b></li> <li>• <b>Requestor Name</b></li> <li>• <b>Vendor Name</b></li> <li>• <b>Vendor Number</b></li> <li>• <b>Status</b></li> <li>• <b>Bid Category</b></li> </ul> <p>Click <b>Retrieve</b> to process the inquiry based on the selected values. A list of requisitions that match the search criteria is displayed. All requisition details from the <a href="#">Create/Modify Warehouse Requisitions</a> page are displayed along with the current requisition status.]</p>		

<b>Retrieve</b>	<p>Click to process the inquiry based on the selected values. Only the account codes listed in your user profile that match the selected accounts are displayed. <a href="#">Review the report.</a></p> <p><b>Review the report using the following buttons:</b></p> <p>Click  to go to the first page of the report.  Click  to go back one page.  Click  to go forward one page.  Click  to go to the last page of the report.</p> <p><b>The report can be viewed and saved in various file formats.</b></p> <p>Click  to save and print the report in PDF format.  Click  to save and print the report in CSV format. (This option is not available for all reports.) When a report is exported to the CSV format, the report headers may not be included.  Click <b>X</b> to close the report window. Some reports may have a <b>Close Report, Exit, or Cancel</b> button instead.</p>
-----------------	--

A list of requisitions that match the search criteria is displayed. All requisition details from the [Create/Modify Warehouse Requisitions - BWH3020](#) page are displayed along with the current requisition status.

<b>Print</b>	<p><a href="#">Print requisition details.</a></p> <p><b>Review the report using the following buttons:</b></p> <p>Click  to go to the first page of the report.  Click  to go back one page.  Click  to go forward one page.  Click  to go to the last page of the report.</p> <p><b>The report can be viewed and saved in various file formats.</b></p> <p>Click  to save and print the report in PDF format.  Click  to save and print the report in CSV format. (This option is not available for all reports.)  When a report is exported to the CSV format, the report headers may not be included.  Click <b>X</b> to close the report window. Some reports may have a <b>Close Report, Exit, or Cancel</b> button instead.</p>
--------------	---



## Back Cover