



Reverse PO by Fund - BWH6600

Table of Contents

Reverse PO by Fund - BWH6600 1

Reverse PO by Fund - BWH6600

Warehouse > Utilities > Mass Purchase Order Reversal > Reverse PO by Fund

This utility is used to mass reverse restock purchase orders with available encumbrances by fund/year.

Mass reverse restock purchase orders by fund:

All available fund/year accounts are displayed on the left side of the page. Select the desired fund/year accounts to mass reverse. Use the following buttons to move the selected fund/years to the right side of the page.



- Click to move selected entries from the left side to the right side of the page.









- Click to move all entries from the left side to the right side of the page.



- Click to move selected entries from the right side to the left side of the page.



- Click to move all entries from the right side to the left side of the page.

| | |
|----------------|---|
| Execute | <p>Click to mass reverse the selected funds. The Mass Purchase Order Reversal Report Fund/Year report is displayed. The report displays the restock purchase orders with the amounts and accounts codes that will be reversed. Review the report.</p> <p>Review the report using the following buttons:</p> <p>Click  to go to the first page of the report. Click  to go back one page. Click  to go forward one page. Click  to go to the last page of the report.</p> <p>The report can be viewed and saved in various file formats.</p> <p>Click  to save and print the report in PDF format. Click  to save and print the report in CSV format. (This option is not available for all reports.) When a report is exported to the CSV format, the report headers may not be included. Click X to close the report window. Some reports may have a Close Report, Exit, or Cancel button instead.</p> |
|----------------|---|

| | |
|----------------|---|
| Process | Click to mass reverse the selected funds/years. A message is displayed prompting you to delete any related requisition records that were used to create the restock purchase order. <ul style="list-style-type: none">• Click Yes to delete the requisitions and complete the process. A message is displayed indicating that the mass purchase order reversal process was completed successfully. <ul style="list-style-type: none">• Click No to continue the process without deleting the requisitions. |
| Cancel | Click to return to the Reverse PO by Fund tab without reversing the selected funds/years. |



Back Cover