



# **PEIMS Extended Year Submission (Work In Progress)**



# Table of Contents

**PEIMS Extended Year Submission (Work In Progress)** ..... 1



# PEIMS Extended Year Submission (Work In Progress)

The ASCENDER District Administration application provides program data for each collection from the ASCENDER Business and Student system. These programs are reviewed and modified annually, per the published Texas Web-Enabled Data Standards (TWEDS), to ensure that the data sent to the district database is as accurate as possible.

The PEIMS Extended Year Submission includes data for leavers, graduates, certain programs, and course completions:

- Extended School Year (ESY) services provided to special education students,
- Flexible attendance for Optional Flexible School Day Program (OFSDP) Credit/Promotion Recovery Program,
- Bilingual/ESL Summer School Program
- Additional Days School Year (ADSY) Program,
- Additional Instructional Days for Reading Intervention,
- Course completions between school years for:
  - High school Career and Technical (CTE) courses,
  - Dual credit courses,
  - College Preparatory Course English Language Arts, and
  - College Preparatory Course Mathematics.

**The Extended Year submission is due August 27, 2026.**





**IMPORTANT:** Some of the images and/or examples provided in this document are for informational purposes only and may not completely represent your LEA's process.


[TIP: How to review, save or print a report.](#)


**Review the report using the following buttons:**




Click  to go to the first page of the report.

Click  to go back one page.


Click  to go forward one page.


Click  to go to the last page of the report.

**The report can be viewed and saved in various file formats.**

Click  to save and print the report in PDF format.



Click  to save and print the report in CSV format. (This option is not available for all reports.) When a report is exported to the CSV format, the report headers may not be included.

Click  to close the report window. Some reports may have a **Close Report, Exit,** or **Cancel** button instead.

## Prerequisites

Before starting the verification process, ensure the following tasks have been completed within the respective applications: (XXX)

### Security Administration

- Verify all roles and users are correct.

### ANY OTHERS???

- XXX.

## Verify and Update ASCENDER Data

### Education Organization

For the PEIMS Extended Year Submission, the Education Organization domain provides information about any public school, charter, education service center, organization or agency.

- [Entities](#)
  - LocalEducationAgency
    - SSAOrgAssociationExt
    - PriorYearSSAOrgAssociationExt
  - School
  - EducationServiceCenter

- [Verify and Update](#)

Use the following screens **in the applicable school year's data** to verify and update Education Organization data.

[Registration](#) > [Maintenance](#) > [Campus Profile](#) > [Campus Information Maintenance](#) > [Control Info](#)

Campus ID:

**DEMOGRAPHIC INFO**    **CONTROL INFO**    **PRINCIPAL/COUNSELOR**

Low Grade Level:  High Grade Level:

Accreditation:

College Board Campus Code Number:

Default Track:

Exclude from District Reporting:

School Type:

Capped To Campus:  Capped Date:

Full Day PK Waiver:

Additional Days Program:  Participate in ELO:

Nbr of Bullying Incidents:  Nbr of Cyberbullying Incidents:

**Office of Civil Rights (OCR) Options**

School has Students Participating in Single-Sex Interscholastic Athletics:

School has Students Enrolled in One or More Single-Sex Academic Classes:

School has Students who Receive Corporal Punishment for Disciplinary Purposes:

[Registration](#) > [Maintenance](#) > [Campus Profile](#) > [Campus Programs](#) > [Expanded Learning \(ELO\)](#)

**EXPANDED LEARNING (ELO)**

Delete	Type	Activity Code	Days/Year	Min/Day
<input type="button" value="🗑️"/>	<input type="text" value="▼"/>	<input type="text" value=""/>	<input type="text" value=""/>	<input type="text" value=""/>
Rows:				
				<input type="button" value="➕ Add"/>

## School Calendar

Use the following screen **in the applicable school year's data** to verify the set up for the calendars for these programs.

- [Entities](#)
  - Calendar
    - CalendarDate
      - ReportingPeriodExt
  - Session
- [Verify and Update](#)

Use the following screen **in the applicable school year's data** to verify and update the set up for the calendars for these programs.

[Attendance](#) > [Maintenance](#) > [Extended Year Programs](#) > [Extended Year Options](#)

Track: 99 Description: Flex Summer School Retrieve

Instructional Minutes: 240 Instructional Program Type: 17 Extended School Year

	Calendar Date	Reporting Period/ Session	Instructional Minutes
1	06-08-2	7 PMs	240
2	06-09-2	7 PMs	240
3	06-10-2	7 PMs	240
4	06-11-2	7 PMs	240
5	06-12-2	7 PMs	240
6	06-15-2	7 PMs	240
7	06-16-2	7 PMs	240
8	06-17-2	7 PMs	240
9	06-18-2	7 PMs	240
10	06-19-2	7 PMs	240
11	06-22-2	7 PMs	240
12	06-23-2	7 PMs	240
13	06-24-2	7 PMs	240
14	06-25-2	7 PMs	240

Total Days: 30 Total Minutes: 7200

## Teaching and Learning

For the PEIMS Extended Year Submission, the **Teaching and Learning** domain provides course, section, staff assignment, and student enrollment information for eligible summer programs. It is dependent on the **Staff** domain: **Staff** and **StaffEducationOrganizationEmploymentAssociation** entities.

- [Entities](#)
    - Course
      - CourseOffering
        - Section
          - StaffSectionAssociation
- [Verify and Update Section Entity Data](#)

### Verify

Only Sections for summer courses in Career and Technical Education (CTE), Dual Credit, College Preparatory English Language Arts, and College Preparatory Mathematics should be reported.

Create the following report in the applicable school year’s data to verify Summer Course Completion Data.

**Grade Reporting > Reports > Create Grade Reporting Report**

Under Demo 1 select any fields you'd like included on the report. It is recommended to include:

- Sch Yr
- Campus ID
- Student ID
- Last Name
- First Name

**Update****Grade Reporting**

For a complete list of submission rules and edits, access the TSDS Web-Enabled Data Standards (**TWEDS**) website. In the top-right corner, select the appropriate **School Year** (20XX), **Collection** (XXXX), and **Submission** (XXX) and click **Open**.



Once on the TWEDS website, in the Overview tab, you can review **Collections**, **Timelines (DUE DATES)**, and **Data Submission Responsibilities**. It is **highly important** to ensure that you review all of these details as they may change according to the **School Year**.

Additionally, you can use the other tabs on the TWEDS website to review **Data Components**, **Descriptor Tables**, **References**, **Rules**, **Change Logs**, and **Early Notices**.



## Back Cover