



# **TSDS PEIMS Mid-Year Submission Data for Business**



# Table of Contents

**TSDS PEIMS Mid-Year Submission Data for Business** ..... 1



# TSDS PEIMS Mid-Year Submission Data for Business

**Created:** 10/1/2024

**Reviewed:** In Progress

**Revised:** In Progress

This document outlines key Business data that is submitted during the Public Education Information Management System (PEIMS) Mid-Year Submission and used by the Texas Education Agency (TEA). The midyear submission (Collection 2) is a report of actual financial data for the prior school year. As the year progresses, this document may be updated to include additional fields of data.

This document assumes you are familiar with the basic features of the ASCENDER Business system and have reviewed the [ASCENDER Business Overview guide](#).



Some of the images and/or examples provided in this document are for informational purposes only and may not completely represent your LEA's process.

For a complete list of submission rules and edits, access the TSDS Web-Enabled Data Standards (**TWEDS**) website:

<https://tealprod.tea.state.tx.us/TWEDSAPI/31/0/0/Overview?IntroductionId=993>. In the top-right corner, select the appropriate **School Year** (20XX), **Collection** (PEIMS), and **Submission** (Fall) and click **Open**.



Once on the TWEDS website, in the Overview tab, you can review **Collections**, **Timelines (DUE DATES)**, and **Data Submission Responsibilities**. It is **highly important** to ensure that you review all of these details as they may change according to the **School Year**.

Additionally, you can use the other tabs on the TWEDS website to review **Data Components**, **Descriptor Tables**, **References**, **Rules**, **Change Logs**, and **Early Notices**.

## Prerequisites

Review the following and take action as needed:

- Ensure applicable employees have the correct roles and permissions in ASCENDER Security Administration to access pages needed for TSDS reporting.

\* The underlined text indicates the domain's submission level as it appears on the District Administration > Options > TSDS > Domains & Entities page.

# I. Education Organization Domain

## First Level Submission

The Education Organization domain includes information about public, charter, education service center, organization, or agency.

Information from AskTED is imported into the Operational Data Store (ODS). As you send data, TEA matches the School ID (county district number) to existing district and campus information to ensure that the reported data is credited to the correct Local Education Agency (LEA).

1. [Verify district information for current/prior school year.](#)

### Verify district information for current/prior school year

[District Administration](#) > [Tables](#) > [District Information](#) > [District Name/Address](#)

Tables > District Information District Administration

Year:

DISTRICT NAME / ADDRESS    CAMPUS NAME / ADDRESS    PAYROLL FREQUENCIES    REPORTING CONTACT    SHARED SERVICES ARRANGEMENT    FUND BALANCES

District Name:

District County Name:     District Type:

District Website:

District E-mail:

ESC Region Number:     ESC County District Number:

Street Nbr:     Street Name:

City:     State:     Zip:  +

Phone:     Fax:

- In the **Year** field, type the four-digit school year for which you want to add or retrieve data and click **Retrieve**.

Verify the **ESC Region Number** and **ESC County District Number** are accurate. The **ESC County District Number** is the six-digit ESC county district number assigned by Texas Education Agency (TEA).

### [ESC County District Numbers](#)

Click **Save** for each year; each year is a separate record.

## 2. [Verify campus information/exclude non-instructional campuses from reporting.](#)

### Verify campus information/exclude non-instructional campuses from reporting

[District Administration](#) > [Tables](#) > [District Information](#) > [Campus Name/Address](#)

Ensure the **Exclude from reporting to TEA** checkbox is selected for all non-instructional campuses/departments to exclude them from being reported to TEA.

The screenshot shows the 'Campus Name/Address' form in the District Administration system. The form is for campus 999. The 'Year' field is set to 2026. The 'Exclude from reporting to TEA' checkbox is checked. The form fields include:

- Year: 2026
- Retrieve
- Save
- DISTRICT NAME / ADDRESS
- CAMPUS NAME / ADDRESS
- PAYROLL FREQUENCIES
- REPORTING CONTACT
- SHARED SERVICES ARRANGEMENT
- FUND BALANCES
- Campus: 999 - 999 School
- Retrieve
- Add
- Delete
- Print
- Campus ID: 999
- Campus Name: 999 School
- Street Nbr: 1407
- Street Name: 999 Street
- City: Alamo City
- State: TX - Texas
- Zip: 95095
- Phone: ( ) -
- Fax: ( ) -
- Exclude from reporting to TEA:

In the **Year** field, type the four-digit school year for which you want to add or retrieve data and click **Retrieve**. The **Year** is automatically updated when the Fiscal Year Close process is completed in Finance.

Retrieve each campus record and confirm that the address and phone numbers are accurate.

Review the following guidelines as consideration for selecting the **Exclude from reporting to TEA** checkbox:

- Instructional campuses listed in [AskTed](#) (001, 041, 101, etc.) should **not** have the **Exclude from reporting to TEA** checkbox selected.
- Non-instructional campuses (701, 750, 999, and other campuses or departments needed for purchasing) should have **Exclude from reporting to TEA** selected.
- **Education Service Centers (ESCs)**: Exclude all campuses from TEA reporting.
- **Business-only LEAs**: Exclude all campuses from TEA reporting.

Click **Save** for each campus; each campus is a separate record.

### 3. [Verify Shared Services Arrangements, as needed.](#)

#### **Enter and verify prior Shared Services Arrangements, as needed**

[District Administration](#) > [Tables](#) > [District Information](#) > [Prior Shared Services Arrangement](#)



**(Fiscal Agents)** SSA fiscal agents will also enter SSA actual expenditures for the prior fiscal year on this tab. These amounts should represent the amount spent on behalf of each member district, not the amount transferred by the member LEA. This data is reported during the PEIMS Mid-Year Submission. For additional guidance, review the PriorYearSSAOrgAssociationExt Entity in the C049A table on the TWEDS website.

In the **Year** field, type the four-digit school year for which you want to add or retrieve data and click **Retrieve**. For example, the reporting year for the 2025-2026 school year is 2026.

Under **Prior Shared Services Arrangements** (left side of page), enter all Shared Services Arrangements for which the LEA is a member or fiscal agent.

- **Shared Services Type** (E0776) (Descriptor C049) is the type of program or service provided by an SSA.
- **Fiscal Agent District ID** (E0777) is the county-district number of the SSA fiscal agent registered with the TEA.
- If the LEA is the Fiscal Agent of the SSA, click the spyglass for that SSA record.

Under **Shared Services Arrangement Member Amounts** (right side of page), click **+Add** to add a row. Complete the following fields:

- **SSA Member District ID** (E0981) - indicates the county district number (CCCDDD) of the school district (as registered with the TEA), which is a member district in the shared services arrangement.
- **SSA Fund** (E0316S) (Descriptor: C145S) - identifies the fund group and specific fund (when applicable) for the shared service arrangement actual financial data.
- **Fiscal Year** (E0974) - Type the one-digit fiscal year for the SSA record. This is the last fiscal year's SSA data. For example, for reporting year 2026 (school year 2025-2026), use SSA data from the 2024-2025 financial fiscal year 5.
- **Actual Amount** (E0774)- This is the amount spent on the members' behalf.

Click **Save**.

### 4. [\(Fiscal Agents Only\) Enter Shared Services Arrangement expenditures](#)

## (Fiscal Agents Only) Enter Prior Shared Services Arrangement Expenditures

[District Administration](#) > [Tables](#) > [District Information](#) > [Prior Shared Services Arrangement](#)

SSA fiscal agents will enter SSA actual expenditures for the prior fiscal year. These amounts should represent the amount spent on behalf of each member district, not the amount transferred by the member LEA. This data is reported during the PEIMS Mid-Year Submission. For additional guidance, review the PriorYearSSAOrgAssociationExt Entity in the C049A table on the TWEDS website.

- In the **Year** field, type the four-digit school year for which you want to add or retrieve data and click **Retrieve**. For example, the reporting year for the 2025-2026 school year is 2026.
- On the left side, click the spyglass for the appropriate SSA.
- Under **Prior Services Arrangement Member Amounts** (right side of page), click **+Add** to add a row. Complete the following fields:
  - SSA Member District ID (E0981) – indicates the county district number (CCDDDD) of the school district (as registered with the TEA), which is a member district in the shared services arrangement.
  - SSA Fund (E0316S) (Descriptor: C145S) – identifies the fund group and specific fund (when applicable) for eh shared service arrangement actual financial data.
  - Fiscal Year (E0974) – Type the one-digit fiscal year for the SSA record. This is the last fiscal year's SSA data. For example, for reporting year 2026 (school year 2025-2026), use SSA data from the 2024-2025 financial fiscal year 5.
  - Actual Amount (E0774)- This is the amount spent on the members' behalf.

## II. Finance Domain

### Third Level Submission

The Finance domain includes financial information captured in accounts (both actuals and budgeted).

1. [Add fund balance data.](#)

### Add fund balance data

[District Administration](#) > [Tables](#) > [District Information](#) > [Fund Balances](#)

This tab is used to enter prior year ending fund balances (3XXX) as reflected on schedule C-1 of the audit. The purpose of these entries is to collect actual audited financial data for the prior school year as it is reported in the PEIMS Mid-Year Submission.

This data is included in the PriorYearActualExt Entity and represents the sum of the financial transactions to date relating to a specific account.



If the fund balance reported on the Annual Financial & Compliance Report (AFR) is a positive amount, it should be entered as a negative amount in ASCENDER.

Tables > District Information District Administration

Year:

DISTRICT NAME / ADDRESS    CAMPUS NAME / ADDRESS    PAYROLL FREQUENCIES    REPORTING CONTACT    SHARED SERVICES ARRANGEMENT    FUND BALANCES

Prior Year Fund Balances

| Delete | Fund | Func | Object | Org | FY | Fym | Amount     |
|--------|------|------|--------|-----|----|-----|------------|
|        | 446  | 00   | 3490   | 000 | 4  | 00  | -3,834,682 |
|        | 288  | 00   | 3490   | 000 | 4  | 00  | -22,116    |
|        | 199  | 00   | 3510   | 000 | 4  | 00  | -3,455,000 |
|        | 199  | 00   | 3600   | 000 | 4  | 00  | -1,179,016 |

**Year** Verify that the correct year is displayed. If not, type the correct four-digit year for which you want to add or retrieve data and click **Retrieve**.

**TIP:** Keep in mind that you are reporting prior year actual amounts. This means the year you enter should be one year ahead of the fiscal year associated with the fund entries. For example, if reporting on the 2024-2025 year, use data from the 2023-2024 year, entering 2025 in the **Year** field and 4 in the **FY** field for the fund entries.

Use the Exhibit C-1 Balance Sheet from the annual audit report to enter fund balances. The fund balances must match the audit report.

|                                 |  | BALANCE SHEET<br>GOVERNMENTAL FUNDS<br>AUGUST 31, |                     |                     |                          |                          |
|---------------------------------|--|---|---------------------|---------------------|--------------------------|--------------------------|
| Data Control Codes              |  | Major Funds                                       |                     |                     | Other Governmental Funds | Total Governmental Funds |
|                                 |  | General Fund                                      | 288                 | 446                 |                          |                          |
| <b>ASSETS AND OTHER DEBITS:</b> |  |   |                     |                     |                          |                          |
| 1110                            | Cash and Temporary Investments                                     | \$  | \$                  | \$ 2,743,871        | \$ 18,966                | \$ 2,762,837             |
| <b>Receivables:</b>             |  |   |                     |                     |                          |                          |
| 1240                            | Due from Other Governments   | 217,794   | 4,717,645           |                     | 387,384                  | 5,322,823                |
| 1260                            | Due from Other Funds   | 4,239,986   |                     | 1,099,661           |                          | 5,339,647                |
| 1290                            | Other Receivables (Net of Allowance for Uncollectible of \$49,315) | 700,771   |                     |                     | 3,150                    | 703,921                  |
| 1000                            | <b>Total Assets</b>  | <b>\$ 5,158,551</b>                               | <b>\$ 4,717,645</b> | <b>\$ 3,843,532</b> | <b>\$ 409,500</b>        | <b>\$ 14,129,228</b>     |
| <b>LIABILITIES:</b>             |  |   |                     |                     |                          |                          |
| <b>Current Liabilities:</b>     |  |   |                     |                     |                          |                          |
| 2110                            | Accounts Payable   | \$ 392,826  | \$ 12,951           | \$ 8,850            | \$                       | \$ 414,627               |
| 2170                            | Due to Other Funds   |   | 4,704,694           |                     | 387,384                  | 5,092,078                |
| 2200                            | Accrued Expenditures/Expenses                                      | 30,632  |                     |                     |                          | 30,632                   |
| 2300                            | Unearned Revenue   | 101,077   |                     |                     |                          | 101,077                  |
| 2000                            | <b>Total Liabilities</b>   | <b>\$ 524,535</b>                                 | <b>\$ 4,717,645</b> | <b>\$ 8,850</b>     | <b>\$ 387,384</b>        | <b>\$ 5,638,414</b>      |
| <b>FUND BALANCES:</b>           |  |   |                     |                     |                          |                          |
| 3490                            | Restricted Fund Balance  | \$  | \$                  | \$ 3,834,682        | \$ 22,116                | \$ 3,856,798             |
| 3510                            | Committed Fund Balance- Construction                               | 3,455,000   |                     |                     |                          | 3,455,000                |
| 3600                            | Unassigned Fund Balance  | 1,179,016   |                     |                     |                          | 1,179,016                |
| 3000                            | <b>Total Fund Balances</b>   | <b>\$ 4,634,016</b>                               | <b>\$ 0</b>         | <b>\$ 3,834,682</b> | <b>\$ 22,116</b>         | <b>\$ 8,490,814</b>      |
| 4000                            | <b>Total Liabilities and Fund Balances</b>                         | <b>\$ 5,158,551</b>                               | <b>\$ 4,717,645</b> | <b>\$ 3,843,532</b> | <b>\$ 409,500</b>        | <b>\$ 14,129,228</b>     |

2. [Add crosswalks.](#)

**Add crosswalks**

[Finance > Tables > TSDS Crosswalks](#)

Map financial data from the LEA's set of accounts to TEA's Chart of Accounts for both the current and previous file IDs.

- Verify the TSDS crosswalks are correct.
- Verify that there are not crosswalks for the automatic crosswalks processed by ASCENDER.
- Review the [Actual Extract Automatic Crosswalks](#) page.



- If a crosswalk is created on this page, it will be used and applied throughout the TSDS reporting process.
- Automatic crosswalks are applied **AFTER** crosswalks created on this page are applied.
- If you choose to use crosswalks, note that no updates are made to the Finance application. Any updates must be made manually in the Finance application.



For example:



For LEA's changing from a September start fiscal year to July and this is the initial report of the change, select *SYR Actual - Short Year Fund/Yr* in the **Crosswalk Type** field, enter all funds in **both** the current and prior file IDs, and click **Save**.

For example:

## File ID C

Tables > TSDS Crosswalks Finance

Save File ID: C

Crosswalk Type: SYR Actual - Short Year Fund/Yr Retrieve Print

| Delete | From | To   |
|--------|------|------|
|        | 1996 | 1995 |
|        | 2116 | 2115 |
|        | 2256 | 2255 |
|        | 2406 | 2255 |
|        | 2446 | 2255 |
|        | 4616 | 4615 |
|        | 5996 | 5995 |
|        |      |      |

First 1: 1996 - 5996 / 1 Last Add

## File ID 5 (prior file ID)

Tables > TSDS Crosswalks Finance

Save File ID: 5

Crosswalk Type: SYR Actual - Short Year Fund/Yr Retrieve Print

| Delete | From | To   |
|--------|------|------|
|        | 1996 | 1995 |
|        | 2116 | 2115 |
|        | 2256 | 2255 |
|        | 2406 | 2405 |
|        | 2446 | 2445 |
|        | 4616 | 4615 |
|        | 5996 | 5995 |
|        |      |      |

First 1: 1996 - 5996 / 1 Last Add

3. [Verify Finance data.](#)

### Verify Finance data

[Finance > Inquiry > General Ledger Inquiry > General Ledger Account Summary](#)

Prior year financial data is extracted from Finance for applicable funds. The totals include actual amounts entered into the system in the prior file ID.

Inquiry > General Ledger Inquiry Finance

GENERAL LEDGER INQUIRY GENERAL LEDGER ACCOUNT SUMMARY EMPLOYEE DISTRIBUTION LIST INQUIRY OVER EXPENDED ACCOUNT SUMMARY

Processed  Current Period: 08  Next Period: 08  Balance Accounts Only  Include Fund Totals  Exclude Objects 61XX

Account Code: Fund: XXX Func: XX Obj: 5XXX Sobj: XX Org: XXX Prog: X XX X XX X XX

---

Processed  Current (08)  Next (08)  XXX XX 5XXX XX XXX X XX X XX File ID: 4

| Account Number               | Description                    | Est Revenue/<br>Appropriation | Encumbrance | Rtzd Revenue/<br>Expenditure | Balance       |
|------------------------------|--------------------------------|-------------------------------|-------------|------------------------------|---------------|
| 199 00 5711 00 000 4 00 0 00 | TAXES-CURRENT YEAR LEVY        | 2,716,717.00                  |             | -1,046,552.32                | 1,670,164.68  |
| 199 00 5712 00 000 4 00 0 00 | TAXES, PRIOR YEARS             | 300,000.00                    |             | -1,674,161.62                | -1,374,161.62 |
| 199 00 5719 00 000 4 00 0 00 | PENALTIES & INT./OTHER TAX REV | 13,000.00                     |             | -24,398.22                   | -11,398.22    |
| 199 00 5742 00 000 4 00 0 00 | INTEREST EARNED                | 100,000.00                    |             | -333,551.98                  | -233,551.98   |

The following data is reported:

- o Fund (1XX-701)
- o Function
- o Object
  - Report 5XXX-8XXX
  - Unlike Fall data, which collapses 61XX into 6100, 62XX into 6200, 63XX into 6300, etc., each object code is reported (6112, 6118, 6119, etc.)
- o Organization
- o Fiscal Year
- o Program Intent
- o Amount (rounded to the nearest dollar)

Use Exhibit C-3 from the annual audit report to compare amounts to the Finance > Inquiry > General Ledger Inquiry.

**STATEMENT OF REVENUES, EXPENDITURES, AND CHANGES IN FUND BALANCES  
GOVERNMENTAL FUNDS  
FOR THE YEAR ENDED AUGUST 31,**

| Data Control Codes   |   | Major Funds         |                      |                     | Other Governmental Funds | Total Governmental Funds |
|----------------------|---|---------------------|----------------------|---------------------|--------------------------|--------------------------|
|                      |   | General Fund        | 288                  | 446                 |                          |                          |
| <b>Revenues:</b>     |   |                     |                      |                     |                          |                          |
| 5700                 | Local and Intermediate Sources                  | \$ 6,218,537        | \$                   | \$ 1,767,444        | \$ 25,904                | \$ 8,011,885             |
| 5800                 | State Program Revenues                          | 1,854,135           |                      |                     | 726,219                  | 2,580,354                |
| 5900                 | Federal Program Revenues                        | 721,755             | 10,399,939           |                     | 3,649,425                | 14,771,119               |
| 5020                 | <b>Total Revenues</b>                           | <b>\$ 8,794,427</b> | <b>\$ 10,399,939</b> | <b>\$ 1,767,444</b> | <b>\$ 4,401,548</b>      | <b>\$ 25,363,358</b>     |
| <b>Expenditures:</b> |   |                     |                      |                     |                          |                          |
| 0012                 | Instructional Resources and Media Services      | \$ 135,163          | \$                   | \$                  | \$                       | \$ 135,163               |
| 0013                 | Curriculum and Staff Development                | 3,315,490           | 10,379,632           |                     | 3,138,375                | 16,833,497               |
| 0041                 | General Administration                          | 1,445,529           |                      |                     | 3,787                    | 1,449,316                |
| 0051                 | Plant Maintenance and Operations                | 250,544             | 20,307               | 1,098,901           | 73,820                   | 1,443,572                |
| 0053                 | Data Processing Services                        | 1,500,145           |                      |                     |                          | 1,500,145                |
| 0062                 | School District Administrative Support Services | 1,221,888           |                      | 1,807,929           | 1,163,450                | 4,193,267                |
| 6030                 | <b>Total Expenditures</b>                       | <b>\$ 7,868,759</b> | <b>\$ 10,399,939</b> | <b>\$ 2,906,830</b> | <b>\$ 4,379,432</b>      | <b>\$ 25,554,960</b>     |
| 1100                 | Excess of Revenues Over (Under) Expenditures    | \$ 925,668          | \$ 0                 | \$ (1,139,386)      | \$ 22,116                | \$ (191,602)             |

This data can also be verified by using the [Finance > Reports > Finance Reports > Summary/Miscellaneous Reports > FIN3050 - Board Report](#)

Reports > Finance Reports > Summary/Miscellaneous Reports > Board Reports Finance

Preview PDF CSV Clear Options

File ID:  
User ID:  
Curr Per: 08  
Next Per: 08

**Summary/Miscellaneous Reports**

- [FIN3000 - Summary General Ledger](#)
- [FIN3050 - Board Reports](#)
- [FIN3051 - Combined Funds Board Report](#)
- [FIN3100 - Budget Status Summary](#)
- [FIN3200 - Working Trial Balance](#)
- [FIN3220 - Working Trial Balance Using Transactions](#)
- [FIN3250 - Trial Balance](#)
- [FIN3300 - Chart of Accounts](#)
- [FIN3350 - Cash Position by Bank](#)
- [FIN3400 - Revenue and Expenditure Worksheet](#)
- [FIN3450 - Report by Sub-Object within Organization](#)
- [FIN3500 - Finance 85% Compliance Worksheet](#)
- [FIN3550 - 65% Instruction Expenditure Ratio](#)
- [FIN3600 - Statement of Unaudited Rev and Expend](#)
- [FIN3650 - Major Fund Report](#)
- [FIN3700 - Cash Position by Bank by Acct Per](#)
- [FIN3750 - Statement of Activities](#)
- [FIN3800 - Statement of Financial Position](#)
- [FIN3850 - Revenues and Expenditures by Major Obj](#)

**FIN3050 - Board Reports**

| Parameter Description                         | Value |
|---|-------|
| Accounting Period Current (C), Next (N)       | C     |
| Detail (D), No Detail (N), Recap only (R)     | R     |
| Select Fund(s), or blank for ALL              |       |
| Enter Optional Report Title                   |       |
| Group by Organization? (Y/N)                  | Y     |
| Select Organization Code(s), or blank for ALL |       |

|  |   |                                |                                |  |                     |
|--|---|--------------------------------|--------------------------------|--|---------------------|
| Date Run:<br>Cnty Dist:                | Board Report<br>Recap Comparison of Revenue to Budget<br><br>As of June |                                |                                | Program: FIN3050<br>Page: 1 of 8<br>File ID: L |                     |
|  | Estimated Revenue<br>(Budget)   | Revenue<br>Realized<br>Current | Revenue<br>Realized<br>To Date | Revenue<br>Balance                             | Percent<br>Realized |
| 000                                    |   |                                |                                |  |                     |
| 189 / 4 CITY PARK                      | .00   | -20,762.84                     | -20,762.84                     | -20,762.84                                     | .00%                |
| 199 / 4 GENERAL FUND                   | 34,987,757.61   | -9,325,771.05                  | -35,340,596.19                 | -352,838.58                                    | 101.01%             |
| 205 / 4 HEAD START                     | 160,068.00  | -34,910.01                     | -144,372.32                    | 15,695.68                                      | 90.19%              |
| 211 / 4 ESEA TITLE 1 PART A            | 768,192.00  | -183,578.80                    | -712,618.59                    | 55,573.41                                      | 92.77%              |
| 224 / 4 IDEA PART B FORMULA            | 762,197.00  | -238,225.63                    | -744,230.76                    | 17,966.24                                      | 97.64%              |
| 225 / 4 IDEA B PRESCHOOL               | 12,578.00   | -3,084.04                      | -12,578.00                     | .00  | 100.00%             |
| 240 / 4 NATL SCHOOL BREAKFAST & LUNCH  | 1,273,000.00  | -157,214.99                    | -1,464,688.72                  | -191,688.72                                    | 115.06%             |
| 244 / 4 VOC ED BASIC GRANT/CARL PERKIN | 45,865.00   | -8,045.22                      | -45,865.00                     | .00  | 100.00%             |





### III. Data Quality Tips



To easily locate complete lists of information, you can copy and paste the table ID into the **Search For** field on the TWEDS website and click **Search**.

### Finance Data (Prior Year)

|  |   |
|--|---|
| <b>ASCENDER Breadcrumb</b>   | <b>Step</b>   |
| <a href="#">Finance &gt;</a><br><a href="#">Inquiry &gt;</a><br><a href="#">General Ledger Inquiry</a> | Click  to display all funds. Verify all funds are valid for the 2025 Actual. If not, create TSDS Crosswalks (Fund to Fund).<br><br>ActualFund - Table ID C145A  |
|  | Click  to display all functions. Verify all functions are valid for the 2025 Actual. If not, create TSDS Crosswalks (Function to Function).<br><br><b>TIP:</b> Expense function codes should not be 00.<br><br>ActualFunction - Table ID C146A                                    |
|  | Click  to display all objects. Verify all objects are valid for the 2025 Actual. If not, create TSDS Crosswalks (Object to Object).<br><br><b>TIP:</b> Expense object codes should not end with 0.<br><br>ActualObject - Table ID C159A   |
|  | Click  to display all Program Intent Codes (PICs). Verify all PICs are valid for the 2025 Actual. If not, create TSDS Crosswalks (Program Intent to Program Intent).<br><br><b>TIP:</b> Expense program intent code should not be 00.<br><br>ActualProgramIntent - Table ID C147A |

| <b>ASCENDER<br/>Breadcrumb</b> | <b>Step</b>  |
|--------------------------------|--|
|                                | Click  to display all organization codes. Verify all organization codes are valid for the 2025 Actual. If not, create TSDS Crosswalks (Org to Org).   |
|                                | Verify organizations 001-698 are tied to a campus ID in AskTED. If not, create TSDS crosswalks as needed (Org to Org).   |
|                                | Click  to verify accounts with PIC 91 are using function codes 36, 51 or 52.  |
|                                | <p>Click  to verify combinations:</p> <ul style="list-style-type: none"> <li>• Org 701-750 should only be used in functions 41, 53, 99</li> <li>• Function 71 should be used with object 65XX</li> <li>• Funds 205, 255, 270, 429 should be used with PIC 24 rather than 30</li> <li>• Expense objects (6XXX) should not be used with Org 000</li> <li>• Expense Objects (6XXX) should not be used with PIC 00</li> </ul> |
|                                | Click  to ensure fiscal years 3-6 are being reported.   |
|                                | Verify expenditures exist for object code 6491 to record Statutorily Required Public Notices.  |
|                                | Verify at least one account code exists for instructional staff development (function 13) with actual expenditures greater than zero.  |
|                                | Verify at least one account code exists for general administration (function 41) with actual expenditures greater than zero.   |
|                                | Verify at least one account code exists for instructional resources and media services (function 12 and object 6100-6600) with a budget and actual expenditures greater than zero.   |
|                                | Verify at least one account code exists for guidance, counseling, evaluation services or social work services or health services in function 31-33, object 6100-6600 with amounts greater than zero.   |
|                                | Verify at least one account code exists with object code 6212 for audit services.  |
|                                | Verify actual expenditures are reported in Fund 199, object 6144.  |
|                                | Verify expenditure accounts with function 91 or 92 (if applicable), organization code is 999.  |
|                                | Verify one account code exists for Matching State Funds (object 5829) in funds 240 and 410.  |



## Back Cover