



Add crosswalks

Table of Contents

Add crosswalks

[Finance > Tables > TSDS Crosswalks](#)

Map financial data from the LEA's set of accounts to TEA's Chart of Accounts for both the current and previous file IDs.

- Verify the TSDS crosswalks are correct.
- Verify that there are not crosswalks for the automatic crosswalks processed by ASCENDER.
- Review the [Actual Extract Automatic Crosswalks](#) page.






- If a crosswalk is created on this page, it will be used and applied throughout the TSDS reporting process.
- Automatic crosswalks are applied **AFTER** crosswalks created on this page are applied.
- If you choose to use crosswalks, note that no changes are made to the Finance general ledger.

Tables > TSDS Crosswalks
Finance

Crosswalk Type:



040 Budget - From Org to Org
041 Budget - From Pgm to Pgm
045 Budget - Fund/SO to Pgm
046 Budget - Fund to Fund
047 Budget - Obj to Obj
048 Budget - Func to Func
049 Budget - Funds to Omit
055 Budget - Fund/Func/SO to Pgm
056 Budget - Fund to Pgm
059 Actual - Fund/SO to Pgm
060 Actual - Fund to Fund
061 Actual - Org to Org
062 Actual - Obj to Obj
063 Actual - Fund to Pgm
064 Actual - Func to Func
066 Actual - Fund/Func/SO to Pgm
067 Actual - Funds to Omit
069 Budget - Fund/Pgm to Pgm
070 Actual - Fund/Pgm to Pgm

For example:

 Tables > TSDS Crosswalks Finance 

Save

Crosswalk Type: 060 Actual - Fund to Fund Retrieve Print

Delete	From	To
	<input type="text" value="428"/>	<input type="text" value="429"/>
	<input type="text"/>	<input type="text"/>

First ◀ ▼ / 0 ▶ Last + Add



Back Cover