



ASCENDER GUIDES



---

## Fall Finance TSDS Data - DA1200



# Table of Contents

**Fall Finance TSDS Data - DA1200** ..... 1



# Fall Finance TSDS Data - DA1200

**District Administration > Tables > District Information > Fall Finance TSDS Data**

This tab is used to retrieve and edit Fall TSDS financial data, allowing for corrections to Budget and Payroll data in the TSDS staging tables. The staging area temporarily holds data before it is submitted to the Texas Education Agency (TEA) (i.e., promoted to the Operational Data Store (ODS)).

The data on this tab reflects data from the Fall extracts after crosswalks and automatic crosswalks have been applied and data is summarized in the acceptable TEA format (e.g. 6119 = 6100). As a result, all account code elements are not available.


**Notes:**

- Finance accounting period 10 must be closed.
- Data cannot be duplicated. Duplicated data will receive an error upon submission.
- Enter data carefully on this tab. Incorrect or improperly formatted data may cause errors upon submission.

[Finance TSDS Crosswalk Tables](#)


**Modify a record:**

Field	Description
Year	Verify that the correct reporting year is displayed. If not, type the correct four-digit reporting year for which you want to add or retrieve data and click <b>Retrieve</b> . For example, the reporting year for the 2024-2025 school year is 2025.

Click  to select a the type of data to retrieve:

- 1 - Budget Data
- 2 - Payroll Data


To narrow your search results, you can filter data using account code components. For Payroll-specific data, you can further refine your search by using the **Unique Staff ID** field.

<b>Account Code</b>	Type a code for each of the account code components or click  to select a code. <ul style="list-style-type: none"> <li>• <b>Fund</b></li> <li>• <b>Func</b></li> <li>• <b>Obj</b></li> <li>• <b>Org</b></li> <li>• <b>Fscl Yr</b></li> <li>• <b>Pgm</b></li> </ul> Masked account code components (Xs) will retrieve any digit in that account code position.
<b>Unique Staff ID</b>	Type the 10-digit unique staff ID assigned to the staff member by the Texas Education Agency.

Click **Retrieve**. The data from the selected staging tables, filtered by your specified search criteria, is displayed. You can make the necessary updates to this data.

**Budget Data:**

**Note:** Account codes (rows) are validated to prevent duplicate records.

<b>Delete</b>	The trashcan icon is only displayed for new or existing records that have not been submitted to TEA (i.e., the ODS ID is blank or the record is blank or unsaved). To delete a previously submitted record, set its amount to zero. This will mark it for deletion and resubmission.  Click  to delete the selected row. The row is shaded red to indicate that it will be deleted when the record is saved.
<b>School Year</b>	Displays the school year of the budget entry. This field cannot be edited.
<b>Fund</b>	Displays the three-digit fund code that identifies the fund group and specific fund (when applicable) for budget data. This field is editable.
<b>Func</b>	Displays the two-digit function code that identifies a general operational area and groups together related activities. This field is editable.
<b>Obj</b>	Displays the four-digit object code that identifies an account, a transaction, or a source of funds. It indicates the major account group to which a transaction is posted or the associated monies are related. This field is editable.
<b>Org</b>	Displays the three-digit organization code (000-999) that identifies the unique organizational unit within the local education agency with which the account is associated. This field is editable.
<b>Fscl Yr</b>	Displays the last digit of the fiscal year (e.g., the fiscal year is 5 for the 2024-2025 fiscal year). This field is editable.
<b>Pgm</b>	Displays the two-digit program intent code that identifies the cost of instruction and other services directed toward a particular need of a specific set of students. This field is editable.


<b>Budget Amount</b>	Displays the dollar value associated with budget financial account information. This field is editable.
<b>Begin Date</b>	Displays the first day for the BudgetAmount. This field is editable. <ul style="list-style-type: none"> <li>• The begin date must be less than or equal to the As-of-Date (PEIMS Fall Snapshot Date).</li> <li>• The begin date must be greater than or equal to the School Year start date.</li> </ul>

Click **+Add** to add a record (row).

Click **Save**.

**Payroll Data:**

**Note:** Account codes (rows) are validated to prevent duplicate records.

<b>Delete</b>	The trashcan icon is only displayed for new or existing records that have not been submitted to TEA (i.e., the ODS ID is blank or the record is blank or unsaved). To delete a previously submitted record, set its amount to zero. This will mark it for deletion and resubmission.  Click  to delete the selected row. The row is shaded red to indicate that it will be deleted when the record is saved.
<b>School Year</b>	Displays the school year of the payroll entry. This field cannot be edited.
<b>Unique Staff ID</b>	Displays the 10-digit unique staff ID assigned to the staff member by the Texas Education Agency.
<b>Fund</b>	Displays the three-digit fund code that identifies the fund group and specific fund (when applicable) for the staff payroll financial data. This field is editable.
<b>Func</b>	Displays the two-digit function code that identifies a general operational area and groups together related activities. This field is editable.
<b>Obj</b>	Displays the four-digit payroll object code that identifies an account, a transaction, or a source of funds. It indicates the major account group to which a transaction is posted or the associated monies are related. This field is editable.
<b>Org</b>	Displays the three-digit organization code (000-999) that identifies the unique organizational unit within the local education agency with which the account is associated. This field is editable.
<b>Fscl Yr</b>	Displays the last digit of the fiscal year (e.g., the fiscal year is 5 for the 2024-2025 fiscal year). This field is editable.
<b>Pgm</b>	Displays the two-digit payroll program intent code that identifies the cost of instruction and other services directed toward a particular need of a specific set of students. This field is editable.
<b>Pay Amount</b>	Displays the dollar value paid to a staff member for a given payroll activity per year. This field is editable.
<b>Pay Activity</b>	Displays the two-digit payroll activity type of duty for which a staff member receives a salary, salary supplements, or bonuses. This field is editable.
<b>Begin Date</b>	Displays the first day a staff is paid the PayrollAmount. This field is editable.

Click **+Add** to add a record (row).

Click **Save**.

**Other functions and features:**

<b>Retrieve</b>	Click to retrieve information from the last save. If you click <b>Retrieve</b> , any unsaved changes will be lost.
<b>Reset</b>	Click to clear the search criteria on the tab.



## Back Cover