



## Fund Balances - DA1200



# Table of Contents

**Fund Balances - DA1200** ..... 1



# Fund Balances - DA1200

## District Administration > Tables > District Information > Fund Balances

This tab is used to enter your prior year ending fund balances (3XXX) as reflected on schedule C-1 of the audit.



The purpose of these entries is to collect actual audited financial data for the prior school year as it must be reported in the PEIMS Mid-Year Submission. This data is included in the PriorYearActualExt Entity and represents the sum of the financial transactions to date relating to a specific account.

### Add fund balance information:

Field	Description
<b>Year</b>	Verify that the correct school (submission) year is displayed. If not, type the correct four-digit year for which you want to add or retrieve data and click <b>Retrieve</b> .  <b>TIP:</b> Remember that you are reporting <b>prior year</b> actual amounts so the year should be a year ahead of the fiscal year of the fund entries. For example, if you are reporting on the 2023-2024 school year, you are using data from the 2022-2023 fiscal year; therefore, the <b>Year</b> would be 2024 and the <b>FY</b> would be 3.

Under **Prior Year Fund Balance**:


☐ Click **+Add** to add a new row.

Field	Description
<b>Fund</b>	ActualFund (E0316A) Code table: C145A  Type the three-digit fund code to select the specific fund (when applicable) for actual financial data for budget and payroll. Or, click  to select a fund code from the <a href="#">Funds lookup</a> .
<b>Func</b>	ActualFunction (E0317A) Code table: C146A  By default, this field is set to 00 and cannot be edited. This code identifies the general operational area which groups together related activities.
<b>Object</b>	ActualObject (E0318A) Code table: C159A  Type the four-digit object code to select the account, transaction, or source of funds indicating the major account group to which a transaction is posted or to which the associated monies are related. Or, click  to select an object code from the <a href="#">Objects lookup</a> . The object code must be class 3XXX.
<b>Org</b>	Organization (E0319)  Type the three-digit organization code (000-999) used to identify the campus within the LEA with which the account is associated.

Field	Description
<b>FY</b>	FiscalYear (E0974)  Type the one-digit fiscal year (0-9) of the current fiscal year for the fund (e.g., the fiscal year is 4 for the 2023-2024 fiscal year).
<b>Pgm</b>	ActualProgramIntent (E0320A) Code table: C147A  By default, this field is set to 00 and cannot be edited. This code indicates the cost of instruction and other services directed toward a particular need of a specific set of students, but not the demographic makeup of the students served.
<b>Amount</b>	ActualAmount (E0774)  Type the dollar value associated with actual financial account information rounded to the nearest dollar. The amount entered can be a negative or positive number.

☐ Click **Save**.

### Other functions and features:

	Click to delete the selected row. The row is shaded red to indicate that it will be deleted when the record is saved. Click <b>Save</b> . A message is displayed confirming that you want to delete the row. • Click <b>OK</b> to delete the row. • Click <b>Cancel</b> not to delete the row.
<b>Retrieve</b>	Click to retrieve information from the last save. If you click <b>Retrieve</b> , any unsaved changes will be lost.



## Back Cover