



Assign Travel Accounts - DA5100

Table of Contents

Assign Travel Accounts - DA5100 1


Assign Travel Accounts - DA5100

District Administration > Utilities > Assign Travel Accounts


This page is used to mass assign account codes by campus ID, department code (optional), and year for employees using the travel reimbursement request feature in EmployeePortal.

After running this process, a user profile is created with the assigned account codes for each active person with the primary campus/dept on their Job Info record that matches the selection on this page.


Modify a record:

Field	Description
Campus	Click  to select a campus.
Dept	Type a one-character department code. This field is optional.

Note: If you are creating a record for a campus and department, you must select a campus and indicate the department upon initial retrieval. Otherwise, only select a campus and click **Retrieve**.

- Click **Retrieve**. The campus/department record is displayed.
- In the **CYR/NYR** field, click  to indicate the year (Current or Next) to apply the changes.
- Type an account code or mask (X) in each of the account code component fields. Click **+Add** to add rows as needed.
- Click **Save** to save the record without executing the changes.
- Click **Execute** to execute the process. A user profile is created for each active person with the selected primary campus/dept. The user is assigned the selected accounts for the primary campus/dept and the **Travel** check box is selected to indicate that the user will have access to the assigned accounts when submitting travel requests in EmployeePortal.

Other functions and features:

	Click to delete the selected row. The row is shaded red to indicate that it will be deleted when the record is saved. Click Save . A message is displayed confirming that you want to delete the row. <ul style="list-style-type: none"> • Click OK to delete the row. • Click Cancel not to delete the row.
Delete	Click to delete the entire account code record for the selected campus/department.



Back Cover