



## ASCENDER EmployeePortal Navigation



# Table of Contents

**ASCENDER EmployeePortal Navigation ..... 1**





# ASCENDER EmployeePortal Navigation

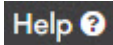
This page provides information about navigating EmployeePortal.

## Menu

The Main Menu is located on the right side of the page in the blue side bar. At any time, you can:


- Click  to minimize the menu view. You can hover over the menu at any time to expand the view while it is minimized.
- Click  to expand the menu view.

## Access Help

In the bottom-right corner of any page (in the gray section), click . The Help window opens.

- A Table of Contents is displayed on the left, and the selected Help topic is displayed on the right.
- The Help topic is specific to the application page. You can browse other Help topics using the Table of Contents.

## Exit Application

In the bottom-left corner of any page (in the blue side bar), click  to log out of the portal and return to the EmployeePortal Login page. Any unsaved data will be lost.



## Back Cover