



ASCENDER

EMPLOYEE

PORTAL

ASCENDER GUIDES



ASCENDER.

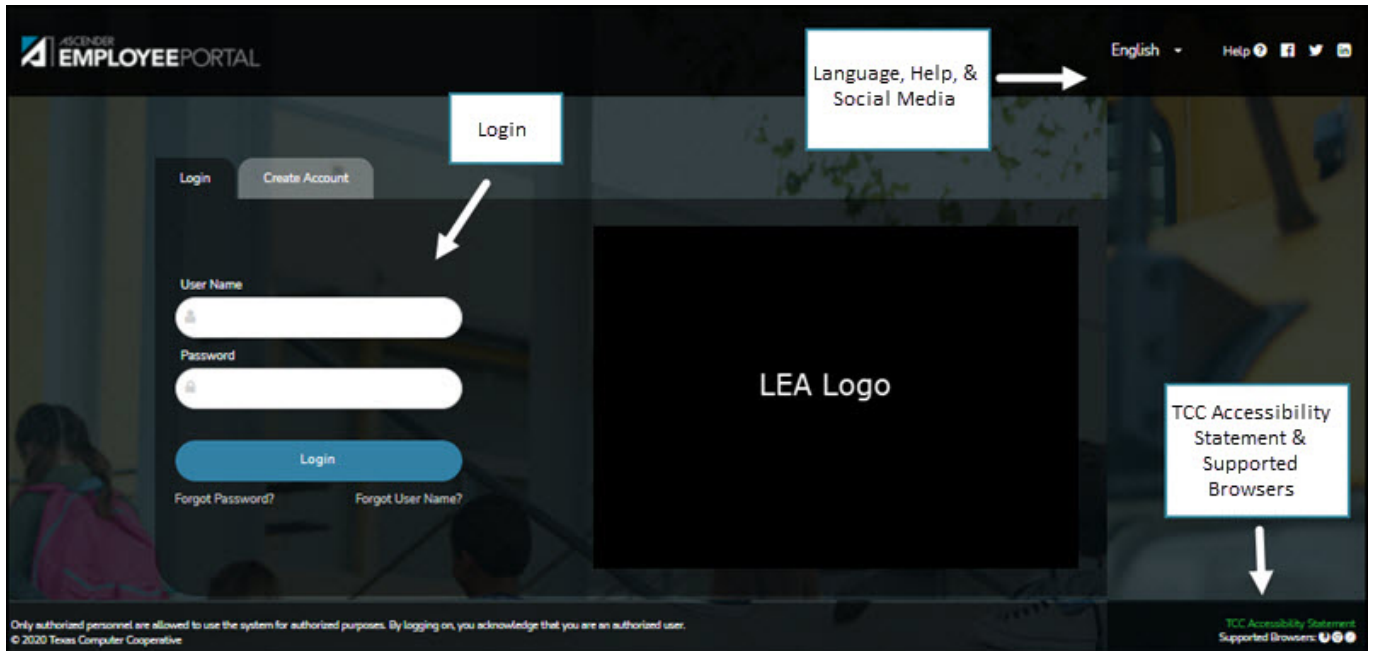
ELEVATING TECHNOLOGY SOLUTIONS



Table of Contents

ASCENDER EmployeePortal > Create Account

If you are a new user, access the EmployeePortal link provided by your LEA. When you access EmployeePortal, the Login page is displayed.



□ From the Login page, click **Create Account**.

ASCENDER
EMPLOYEEPORTAL

Login Create Account

User Name
User Name

Password
Password

Login

Forgot Password? Forgot User Name?

User Information

Login Create Account

User Information Basic Information Security Question License Agreement Complete

Employee Number (000100): Employee Number

Date of Birth (mm/dd/yyyy): Date of Birth

Zip Code (12345): Zip Code

Next Cancel

Employee Number or Social Security Number	Depending on your LEA's settings, you are prompted to enter either your employee number or your nine-digit social security number.
Date of Birth	Type your birth date in the mm/dd/yyyy format.
Zip Code	Type your five-digit zip code.

☐ Click **Next**.

- The entered data is verified to ensure that you are authorized to use EmployeePortal.
- If you already created an account, a message is displayed prompting you to contact your personnel department.


- The **Employee Number** or **Social Security Number**, **Date of Birth**, **Zip Code**, **Last Name**, and **First Name** fields cannot be modified.

Basic Information

The screenshot shows the 'Basic Information' step of a registration process. At the top, a progress bar indicates five steps: User Information, Basic Information (active), Security Question, License Agreement, and Complete. Below the progress bar, the form contains the following fields:

- User Name: [Input field]
- Password: [Input field with show/hide toggle]
- Password Verification: [Input field with show/hide toggle]
- Work E-mail: [Input field]
- Work E-mail Verification: [Input field]
- Home E-mail: [Input field]
- Home E-mail Verification: [Input field]

At the bottom right of the form are three buttons: 'Back' (green), 'Next' (green), and 'Cancel' (white with red border).

User Name	Type a 6-25 character user name. (No embedded spaces are allowed.) The name must be unique within the LEA; it is not case-sensitive.
Password	<p>Type a new password.</p> <p>A show/hide toggle  allows you to view or mask the characters you are typing.</p> <p>Requirements:</p> <ul style="list-style-type: none"> • 8-46 alphanumeric characters • Three of the following: uppercase, lowercase, numeric, and special characters • Case-sensitive
Password Verification	Retype the password that you typed in the Password field.
Work E-mail	Type the work email address if it does not display. If a work email address already exists, this field cannot be modified.
Work E-mail Verification	Retype the work email address that you typed in the Work E-mail field (if available for modification).
Home E-mail	Type the home email address if it does not display. If a home email address already exists, this field cannot be modified.
Home E-mail Verification	Retype the home email address that you typed in the Home E-mail field (if available for modification).

☐ Click **Next**.

Security Question

LoginCreate Account

User InformationBasic InformationSecurity QuestionLicense AgreementComplete

The information will assist you in resetting your password.

Security Question:Security Question

Security Answer:Security Answer

BackNextCancel

Security Question	Type a question you will be asked in the event that you forget your password at a later date.
Security Answer	Type the answer to the security question. This is case-sensitive.

☐ Click **Next**.

Complete

☐ Click **Finish**.

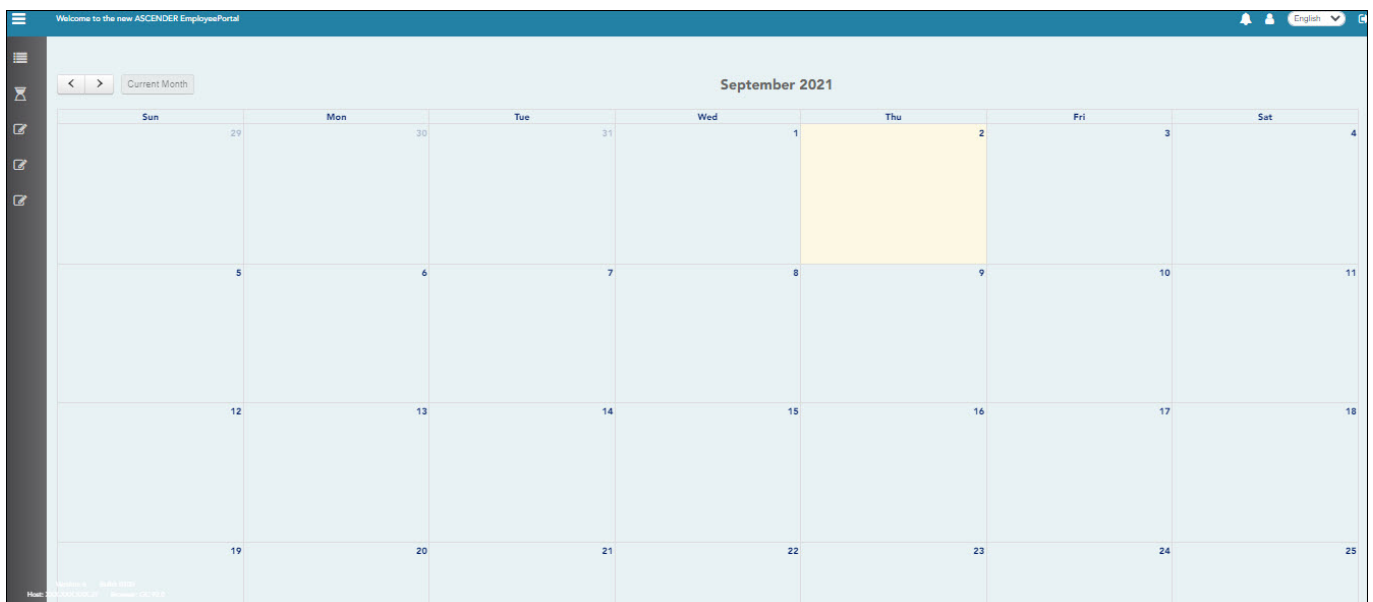
LoginCreate Account

User InformationBasic InformationSecurity QuestionLicense AgreementComplete

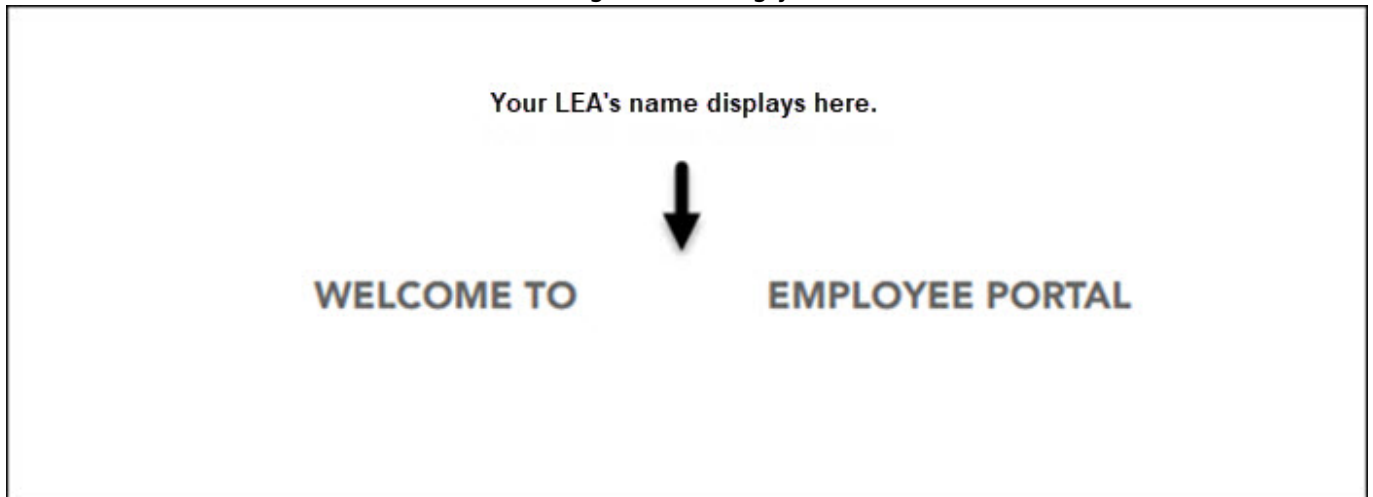
Your ASCENDER EmployeePortal account has been created.

Finish

The ASCENDER EmployeePortal homepage is displayed indicating that you have successfully logged on to the portal.



You will receive a confirmation email message containing your user name.



Thank you for Registering for Employee Portal. Your User ID is:

*****THIS IS AN AUTOMATED MESSAGE. PLEASE DO NOT REPLY*****



Back Cover