



ASCENDER GUIDES




Table of Contents

Navigation tools are located along the left side of the page, or in the top-right corner. Some tools function differently on mobile devices.

MOBILE DEVICE USERS: On a mobile device, tap  to access the side menu.

Selected Student

The currently selected student's name and photo are displayed in the top-left corner. The photo is only displayed if provided by the district.

If you have multiple students added to your ParentPortal account, click  next to **My Students** to select a another student.

Add a Student

Click **Add Student** to add a student to your ParentPortal account. A pop-up window opens.

Campus


The campus attended by the selected student is displayed. If the student attends multiple campuses, you can select the campus.

Navigation

You can access your student's data. Data is only available if enabled by the district.

Summary - Your student's schedule, current average for each class, and today's attendance are displayed.

Attendance - You can view your student's detailed attendance, as well as a calendar view and totals.

Grades - You can view your student's semester, cycle, and assignment grades. Click  to expand the grades menu.

Discipline - You can view your student's discipline incidents.

Immunizations - You can view your student's immunizations on file at the campus, as well as a list of immunizations due.

Alerts - You can view alert messages and set up customized alerts.

Links - Your district or campus may provide helpful links.

Other Tools




- Click to hide the left-side navigation bar. Click again to display the navigation bar.



- Various sections throughout ParentPortal can be collapsed or expanded. Most data is collapsed by default. Click the arrow to show the section. Click it again to hide the section from view.



- Various pages throughout ParentPortal can be printed. Using the print icon instead of the browser's print option will ensure the best formatting of the content. Click  to print the content displayed.

Top-right



- Click to view alerts for your student. The number of unread alerts (if any) is displayed in a red circle next to the icon.



- Click to view ASCENDER ParentPortal online Help.



▼ - Click to change the language or log out of ASCENDER ParentPortal.

Bottom-left



- Click to open the My Account page.



- Click to log out of ASCENDER ParentPortal.



Back Cover