



ASCENDER GUIDES



Table of Contents

II. View the Summary page and your student's information (if available).

ASCENDER ParentPortal > Summary


The Summary page is the first page displayed when you successfully log on to ASCENDER ParentPortal. This page provides your student's schedule, current average for each class, and attendance for the current date. You may also see a district or campus message if available.

If your student's report card or IPR is available, a link is provided.

Mobile App Features

The ASCENDER ParentPortal uses a Responsive Design approach, which means the software detects the screen size and orientation of your device, and changes the layout accordingly so that you have the best viewing experience.

Some features you may experience as the screen gets narrower:

- The side menu will collapse (i.e., hide). Click  to view the side menu.
- Objects on the screen will shift from side-by-side to stacked vertically.
- Grids (such as the student's schedule) will adjust by hiding the columns, beginning with the column furthest to the right. Tap the row to view any hidden data.

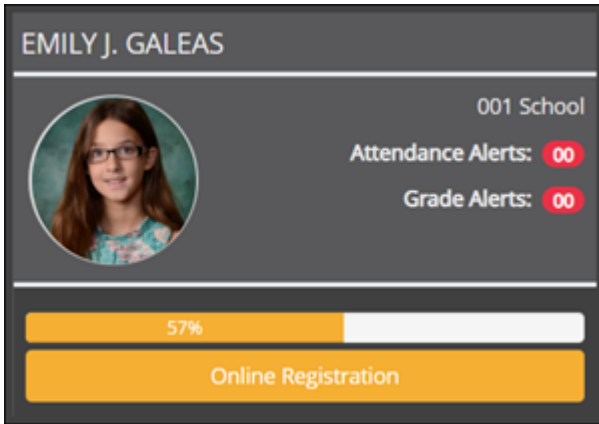
Some features you may experience as the screen gets wider:

- Buttons will get wider but not taller.

Select Summary from the Navigation menu to access this page.

Student Information

A student summary card is displayed for each student added to your account which displays the number of unread alerts for your student (according to your alert settings).



EMILY J. GALEAS

001 School

Attendance Alerts: 00

Grade Alerts: 00

57%

Online Registration

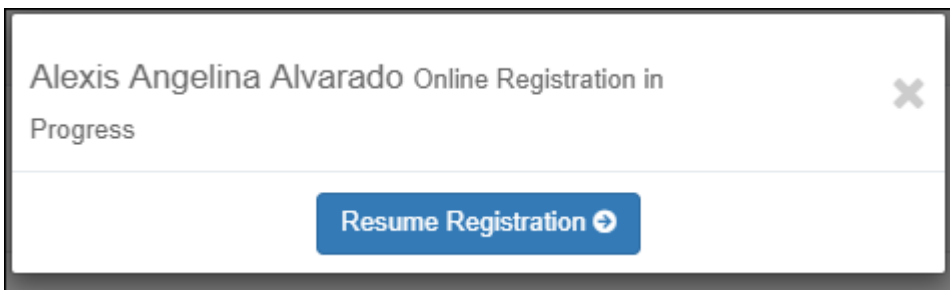
During the Online Registration period, additional information and tools are available on each student summary card.

Online Registration

During the annual online registration window:

You can easily see your student's progress in the registration process and access the page where you can complete the forms.


If your student's registration is in progress, a pop-up window opens from this page.



Alexis Angelina Alvarado Online Registration in Progress

Resume Registration

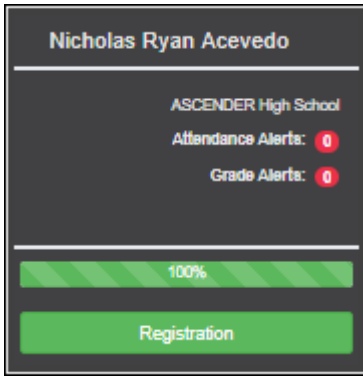
Click **Resume Registration** to continue the registration process.

Or, click  to close the pop-up window and continue registration later.

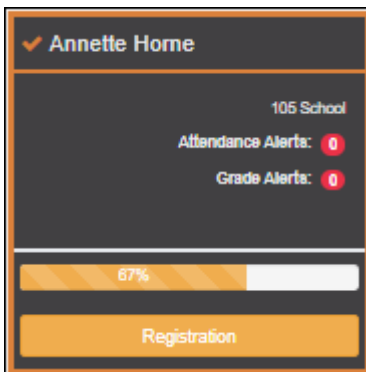
Once you have completed registration, the pop-up window will no longer appear.

NOTE: On the Summary page, the **Registration** button will be red, yellow, or green depending on how far along you are in the process.

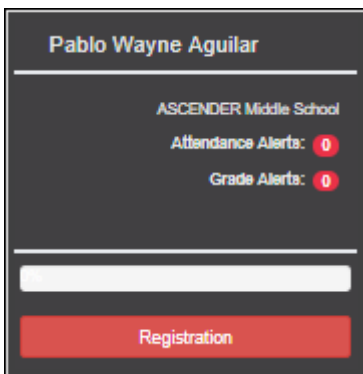
- The information is green if all forms are completed (i.e., 100%).



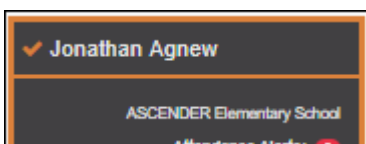
- The information is yellow if most of the forms are completed (i.e., 50%-99%).



- The information is red if fewer than half of the forms are completed (i.e., 0%-49%).



- The card is highlighted and has a check mark for the selected student.



To begin or resume the registration process, click **Resume Registration** on the pop-up window, or click the **Registration** button on the student's card.

The [Registration](#) page opens.

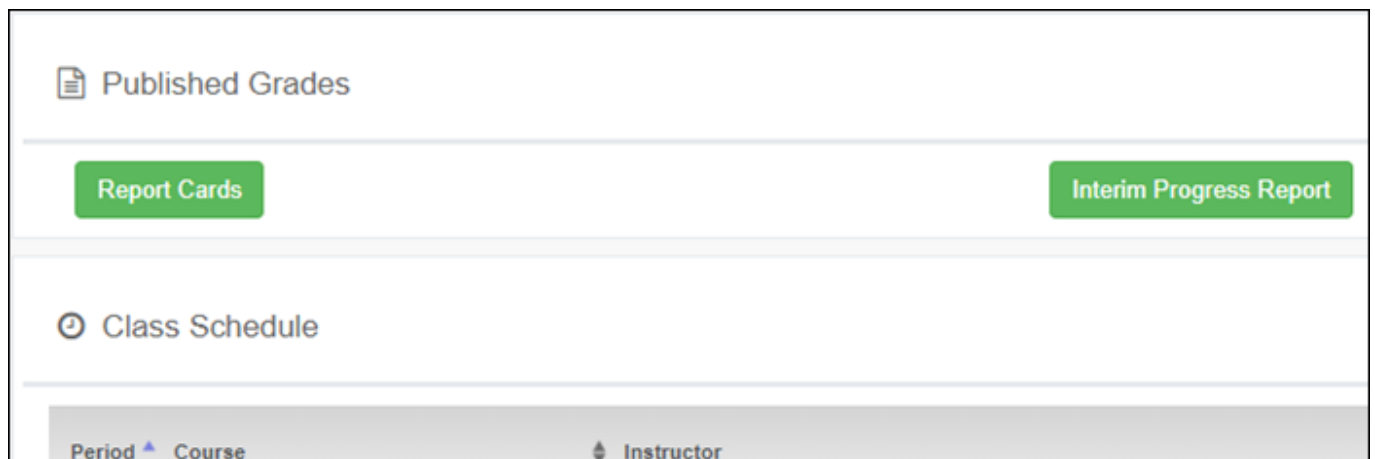
Campus Message

If campus notes have been entered, they are displayed.


MOBILE DEVICE USERS: On a mobile device, tap **View Campus Notes** to view any notes provided by the campus.

Published Grades

If your student's report card or interim progress report (IPR) is available, a button is displayed.



Click the **Report Cards** button to view the student's report card. If a skills-based report card is available, the **Skills Based Report Cards** button is displayed.



Selected Student:
Emily Michelle Adcock

DISTRICT:
SIEXT ISD

CAMPUS:
041 School 2 sem campus 6th-8th

STUDENT: [Add Student](#)

NAVIGATION:

- Summary
- Attendance
- Grades
- Discipline
- Immunizations

Print Screen


Secondary Report Card

041 School 2 sem campus 6th-8th 80871 041 Street Alamo City, TX 48014 Principal Name: JOSEPH JIMENEZ Telephone: 555-435-7136				Student: 019282 Adcock, Emily Michelle Grade: 08 Address: 48173 Hickory Canyon Alamo City, TX 47764 Counselor: APPERLEY, AMANDA M Phone:				Sem: 2 Cyc: 2 Control Nbr: 653 School Year: 2018-2019 Date Run: Thu Oct 24 13:27:49 CDT 2019	
---	--	--	--	---	--	--	--	--	--

Course	Typ	Per	Semester One				Semester Two				Final Grade	Units of Credits				
			Cycle 1		Cycle 2		Exam	Grd Average	Cycle 1				Cycle 2		Exam	Grd Average
			Grade	Cit	Grade	Cit			Grade	Cit			Grade	Cit		
Advisory A - MS		00												0.0		
SCI 8B SP		00	90	S	90		90							0.0		
SCI 8B SP		00						76	S	84		80		0.0		
Band 8 Wind Ens		01	94	S	90		92		92	100		90	99	96	0.0	
Social Stud 8		02	85	S	85		100		87	88		89	88	88	0.0	
Algebra 1 MS		03	92	S	85		90		89	95		95	82	94	92	1.0
Science 8		04	95	S	82		70		87	75		88	85	82	85	0.0
PACS 1		05	93	S	97		98		95	82		88	86	85	85	0.0
AVID 8-MS		05	99	S	100		95		99						99	0.0
SOAR		05								99		98		100	99	0.0
ELAR 8		06	84	S	88		80		85	92		92	92	89	89	0.0
Athletics 8-G		07	99	E	97		90		97	100		100	100	100	99	0.0

Course	Per	Teacher	Comment Code(x)	Cyc	Excused Absences		Unexcused			School Related Abs			Tardies				
					Semester	Ytd	Cyc	Semester		Ytd	Cyc	Semester		Ytd	Cyc	Semester	
								1	2			1	2			1	2
Advisory A - MS	00	BARDEN, ANNA															
SCI 8B SP	00	JOHNSON, JOSEPHINE															
SCI 8B SP	00	JOHNSON, JOSEPHINE															
Band 8 Wind Ens	01	ARREDONDO, ANA						2	4	5	9			1	1		
Social Stud 8	02	AUSTRIA, ANDRES						2	4	5	9			1	1		
Athletics 8-G	07	WARNER, VICTORIA						2	4	5	9			1	1		

Click the **Interim Progress Report** button to view the student's IPR.



Selected Student:
Emily Michelle Adcock

DISTRICT:
SIEXT ISD

CAMPUS:
041 School 2 sem campus 6th-8th

STUDENT: [Add Student](#)

NAVIGATION:

- Summary
- Attendance

Print Screen

Interim Progress Report

SIEXT ISD 041 School 2 sem campus 6th-8th 80871 041 Street Alamo City, TX 48014				Student: 019282 Adcock, Emily Michelle Grade: 08 Track 01 Address: 48173 Hickory Canyon Alamo City TX 47764				Sem: 2 Cyc: 2 Control Nbr: 653 School Year: 2018-2019 Date Run: Fri Oct 25 15:41:32 CDT 2019	
--	--	--	--	--	--	--	--	--	--

Course Number	Course Title	Period	Teacher Name	Curr Avg	Overall Avg	Cycle Abs			Comment Codes	Notes
						Exc	Un	Sch		
9505	I.E. Period	00 - 00	JOHNSON, JOSEPHINE			0	2	0		
9506	Advisory A - MS	00 - 00	BARDEN, ANNA	100		0	2	0		
AC82	SCI 8B SP**	00 - 00	JOHNSON, JOSEPHINE	004		0	2	0		
F814	Band 8 Wind Ens	01 - 01	ARREDONDO, ANA	100		0	2	0		
5802	Social Stud 8	02 - 02	AUSTRIA, ANDRES	009		0	2	0	A	IPR Comment is an A for Outstanding Student.
2111	Algebra 1 MS	03 - 03	WARNER, VICTORIA	095		0	2	0		
C802	Science 8	04 - 04	ARREDONDO, ANA	088		0	2	0		
L823	PACS 1	05 - 05	POWLEDGE, MONIQUE	088		0	0	0		
L827	SOAR	05 - 05	GUTIERREZ, JANETH	098		0	2	0		
E802	ELAR 8	06 - 06	GONZALES, HENRETTE	092		0	2	0		
R800	Athletics 8-G	07 - 07	APPERLEY, AMANDA	100		0	2	0		

** Self Paced Course

Explanation of Comment Codes Used

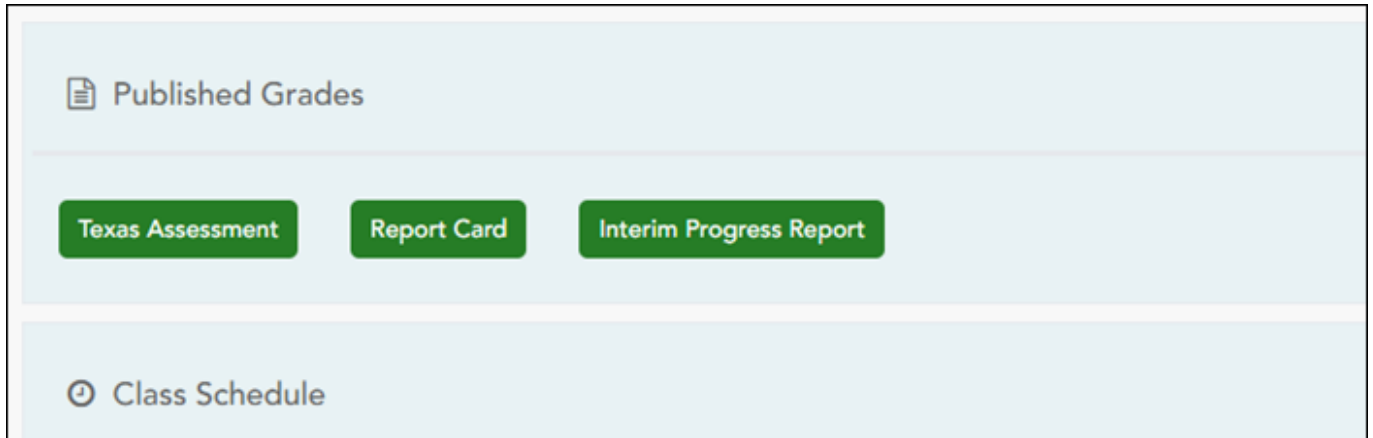
A-Outstanding Student

Grading System: A: 100-90, B: 89-80 C: 79-75 D:74-70 F: 69-0
 Please visit our district website at <http://www.teesisd.net>

The report is displayed. Click **Print Screen** to print the screen as it appears on the page. **NOTE:** Print screen dimension can be no greater than 992 pixels.

Only the most current report card or IPR is provided.

If your student's Texas Assessments are available, a button is displayed.



□ Click the **Texas Assessment** button to be directed to the [Family Portal login page](#) to login and view the student's available assessments, or [click here](#) to view information for ASCENDER ParentPortal Single Sign-on.

 A screenshot of the TEA Family Portal login page. In the top right corner, there is a red button labeled 'En español'. The main header features the TEA logo (Texas Education Agency) and the text 'Family Portal'. Below the header, there is a section for 'Unique Student Access Code (Código de acceso único del estudiante):' with a text input field containing the placeholder '6-Character Unique Code'. Underneath, there is a 'Date of Birth:' section with three dropdown menus for 'Month', 'Day', and 'Year'. Below that is a 'Legal First Name:' section with a text input field containing the placeholder 'Legal First Name'. A large dark blue button labeled 'SIGN ON' is centered below the input fields. At the bottom, there are two columns of links: 'More Login Information' with links for 'Where can I find my access code?', 'How do I look up my access code?', and 'Having trouble logging in?'; and 'More Support' with links for 'Contact your school' and 'Supported Browsers'. At the very bottom, there is a small copyright notice: 'Copyright © 2023 Cambium Assessment, Inc. All rights reserved. | [Terms of use & privacy](#)'

TEAS ASSESSMENT | Family Portal

Welcome, Student ID: Date of Birth:

Scores for **2021–2022 School Year** - Score Resources

Sorted by: **Most Recent Test**

Subjects: **All** Show All Tests from School Year:

Currently Viewing: **The most recent test in all subjects for the 2021–2022 school year**

STAAR Reading View all STAAR Reading tests ▶ Your Child's Most Recent Test Test Window: Spring 2022	Did Not Meet Grade Level	View Detailed Report Download Detailed Report
STAAR Mathematics View all STAAR Mathematics tests ▶ Your Child's Most Recent Test Test Window: Spring 2022	Did Not Meet Grade Level	View Detailed Report Download Detailed Report
STAAR Science View all STAAR Science tests ▶ Your Child's Most Recent Test Test Window: Spring 2022	Did Not Meet Grade Level	View Detailed Report Download Detailed Report

Copyright © 2023 Cambium Assessment, Inc. All rights reserved. | [Terms of Use & Privacy](#)

Class Schedule

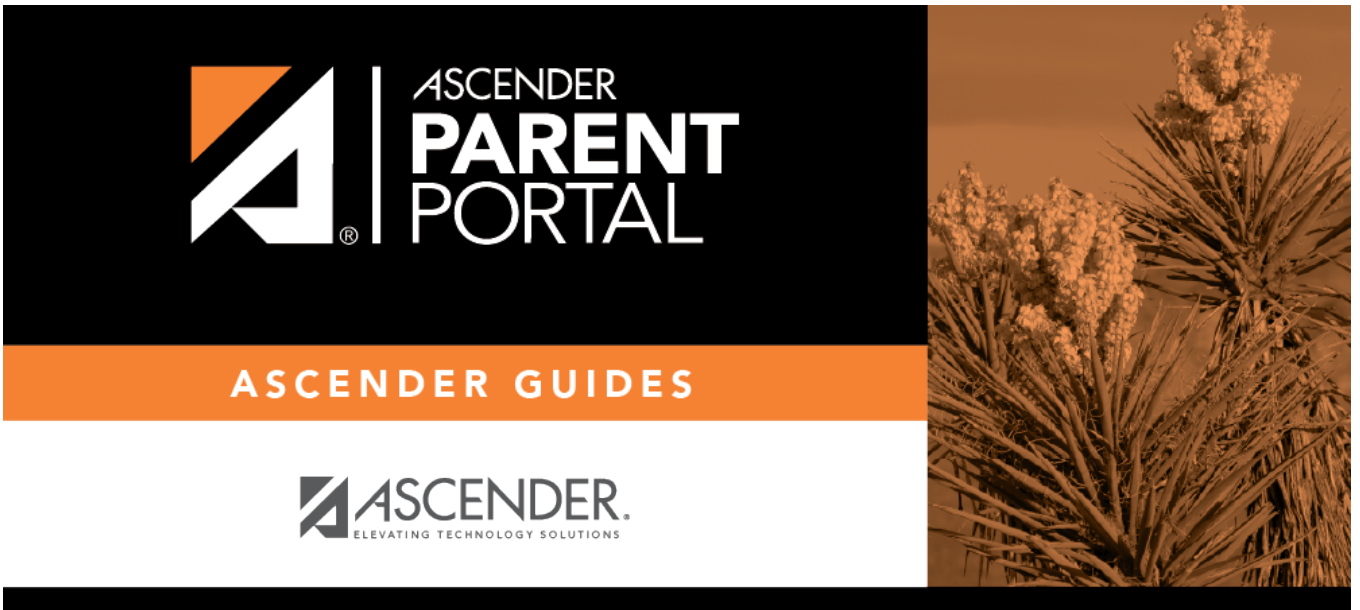
The student’s class schedule is displayed if enabled by the district, including period, course title, teacher name, room number, current attendance and current grade average for each class.

MOBILE DEVICE USERS: On a mobile device, only the period, course, and current average are visible initially. Tap a row to view the complete details for each class.

Instructor	If the teacher has provided an email address, the teacher's name is displayed as a link to that email address. If you click the name, the default email client (as specified in your Internet Options settings) opens with the teacher’s address in the To field. TIP: If you use web-based email (e.g., Gmail or Yahoo! Mail), you can copy the email address from the default email client to a web-based email message.
	If the teacher has provided additional notes, click to view the notes. The notes open in a pop-up window. Click anywhere on the page to close the pop-up window.
Last Updated	The date when the teacher last updated grades or attendance is displayed.

Current Average	The student's current grade average for each class is displayed. If the course is set up to post letter grades, letter grades are displayed. If the course is not graded, the message "Non-graded Course" is displayed in place of a grade.
Today's Attendance	Attendance for the current date is displayed for each class if it has been posted. Otherwise, it is blank. If the student is enrolled in an elementary campus which has only one period, one attendance status is displayed for the entire day.

</div>



Back Cover