



ASCENDER GUIDES



What questions or problem are you having?

Table of Contents

Parent Guide to ASCENDER ParentPortal - Troubleshooting Guide 1

Parent Guide to ASCENDER ParentPortal - Troubleshooting Guide

What questions or problem are you having?

"What is the web address for my district's ParentPortal?"

"What is the web address for my district's ParentPortal?"

The web address is unique to your district.

- Check the websites for your district or campus; often the ParentPortal address will be provided there.
- If you cannot locate the link, contact your student's campus or district to obtain the correct web address.

"How can I download the mobile app?"

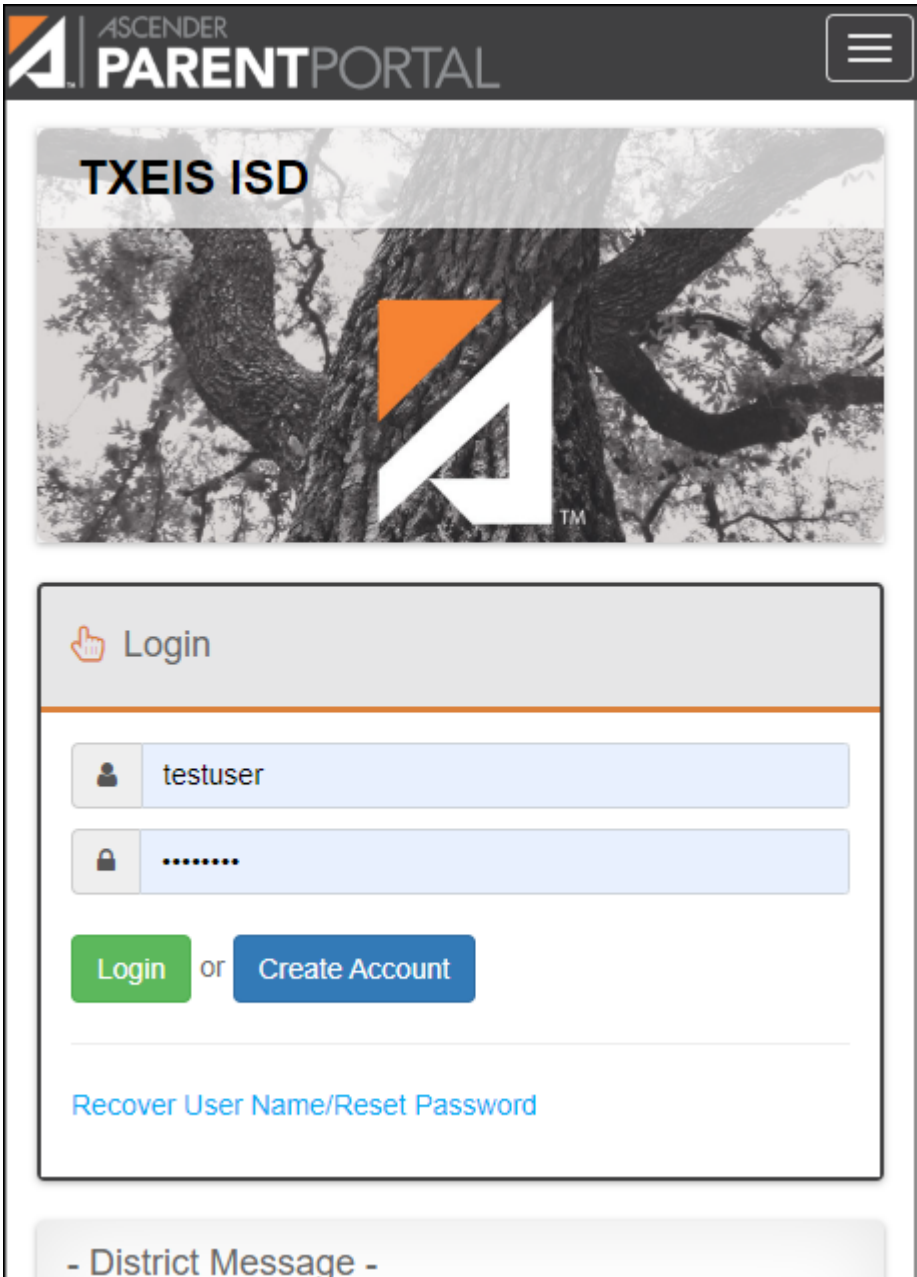
"How can I download the mobile app?"

ASCENDER ParentPortal does not require a separate app to be downloaded. The ParentPortal uses a responsive design that adjusts to whatever screen you are using (PC, tablet, or phone).


- Access ParentPortal using the browser on the device you are currently using.

Contact your student's campus or district for the web address.

ParentPortal on a small screen:



ParentPortal on a computer screen:



"I cannot see the whole menu"

"I cannot see the whole menu."

POSSIBLE SOLUTION: Be sure you are using the latest version of a supported browser.


- Only these browsers are supported: FireFox, Safari, and Google Chrome.
- [Click here to check your browser.](#)

POSSIBLE SOLUTION: Be sure your browser's page zoom is set to 75% or less. The Zoom feature is typically in the browser's Settings menu.

POSSIBLE SOLUTION: Be sure you have verified your email address, and that you are listed as the student's parent/guardian in the campus records. Otherwise, you will not have access to all features of ParentPortal.

"When I log on using a mobile browser, the menu does not close by itself."

"When using a mobile browser, the menu does not close by itself."

SOLUTION: Click the menu icon  to collapse the menu.

"I cannot verify my email address"

"I cannot verify my email address."

POSSIBLE SOLUTION: Check **BOTH** your **Junk Email** folder and your **Spam** folder. It is possible the code verification message was delivered to either one.

NOTE: If the message ***“Something went wrong with your request”*** when you attempt to verify your email address, contact the student's district. If you have an account from a previous parent portal, the district can delete your account, and you can register for a new account.

For all other problems related to email verification, contact your student's district.

"I cannot remember the answer to my security question"

"I cannot print a page from ParentPortal."

"I cannot print a page from ParentPortal."

Printing is available using your browser's Print function.

SOLUTION: If the data is not displayed in the desired format, you can use screen capture tools to capture images of the screen. The screenshots can be inserted into a document that can be saved and/or printed.



Back Cover