



ASCENDER GUIDES



Retrieve User Name/Reset Password - Get Hints

Table of Contents

Retrieve User Name/Reset Password - Get Hints	1
------------------------------------------------------------	----------


Retrieve User Name/Reset Password - Get Hints

II. Retrieve your user name, or update your password.

If you have forgotten your password, you can reset it. You can also change your password at any time.

From the Login page, click the link below the login fields to go to the [Reset Password](#) page.


MOBILE DEVICE USERS: On a mobile device, tap **Login** to access this link.



[← Return to Login](#)

Recover User Name


Email Address

 Example_01@exp.com

Recover User Name


Reset Password

User Name

 User Name

Next

Email Address

 Example_01@exp.com

Reset Password

Reset Password

You have two options for resetting your password: By User Name and By Email Address.

By User Name:

User Name	Type your User Name.
-----------	----------------------

☐ Click **Next**.

You are prompted to enter the answer to one of your hint questions.

☐ Type the answer and click **Next**.

Password	Type a new password.
Re-enter Password	Re-type a new password.

Click **Finish**.

The My Account page opens.

By Email Address:

Email Address	Type your email address.
----------------------	--------------------------

☐ Click **Reset Password**.

A message is displayed indicating that instructions for resetting your password were sent to the email address entered.

☐ Click **Close** to close the message.

Return to ParentPortal, and log on using your user name and password.



Back Cover