



tsds_upgrade

Table of Contents

Preparing for the TSDS Upgrade Guide 1

Preparing for the TSDS Upgrade Guide

IN PROGRESS

Helpful TEA TSDS Links:

<https://techdocs.ed-fi.org/display/EFDS30/Response+Codes>

<https://www.texasstudentdatasystem.org/tsds/teds/ods-upgrade-data-standards>

<https://www.texasstudentdatasystem.org/tsds/about/training-and-support/tsds-upgrade-project-training-materials>

District Administration

- [District Administration > Tables > District Information > Campus Name/Address](#)

Non-Instructional Campus Settings

DISTRICT NAME / ADDRESS	CAMPUS NAME / ADDRESS	PAYROLL FREQUENCIES	REPORTING CONTACT	SHARED SERVICES ARRANGEMENT
Campus: <input type="text" value="001 - 001 School"/> <input type="button" value="Retrieve"/> <input type="button" value="Add"/> <input type="button" value="Delete"/> <input type="button" value="Print"/>				
Campus ID:	001			
Campus Name:	<input type="text" value="001 School"/>			
Street Nbr:	<input type="text" value="1050"/>	Street Name: <input type="text" value="001 Street"/>		
City:	<input type="text" value="Alamo City"/>	State:	<input type="text" value="TX - Texas"/>	Zip: <input type="text" value="28878"/> + <input type="text"/>
Phone:	<input type="text" value="(123) 479-0401"/>	Fax:	<input type="text" value="(123) 479-0141"/>	
Exclude from reporting to TEA:	<input checked="" type="checkbox"/>			

Select **Exclude from reporting to TEA** to prevent records from non-instructional campuses from being extracted and sent to TEA.

- [District Administration > Options > TSDS > Options](#)

Options - DA2100

Enter TSDS Options.

The Options tab is used to define email distribution lists to communicate various information

for TSDS Extracts. For example, the TSDS Extract job that is scheduled to run Monday-Friday at 6:00 PM will generate an error report, which will be emailed to the designated recipients on this tab.

Submission Year:

OPTIONS **CONNECTION**

As-of-Date:

School Start Window (SSW) Date:

Finance Extract Distribution List:

Delete ▲ Email

🗑️

🗑️

Personnel/Payroll Extract Distribution List:

Delete ▲ Email

🗑️

🗑️

TSDS Extract Errors Distribution List:

Delete ▲ Email

🗑️

🗑️

Modify a record:

Field	Description
Submission Year	Type the ending year of the school year in the YYYY format for which you will be submitting data. The submission year is edited to ensure a valid year is entered and that code table data is loaded for the year specified.

Click **Retrieve**. The corresponding record is displayed. If a record is not available, the fields on the page are blank and you can create the applicable record.

As-of-Date	Type the fall as-of date provided by the Texas Education Agency (TEA) in the MM-DD-YYYY format. Or, click the field to select the date from a calendar. This date is used in the fall for staff extracts.
School Start Window (SSW) Date	Type the school-start window date set by TEA for the current school year in the MM-DD-YYYY format. Or, click the field to select a date from a calendar.

Under **Finance Extract Distribution List:**

Click **+Add** to add a row.

Email	Type an e-mail address to be used to send information about the Finance extract. This field can be a maximum of 100 characters.
--------------	---

Under **Personnel/Payroll Extract Distribution List**:

Click **+Add** to add a row.

Email	Type an e-mail address to be used to send information about the Personnel/Payroll extract. This field can be a maximum of 100 characters.
--------------	---

Under **TSDS Extract Errors Distribution List**:

Click **+Add** to add a row.

Email	Type an e-mail address to be used to send information about the API Errors extract. This field can be a maximum of 100 characters.
--------------	--

Click **Save**.

- [District Administration > Options > TSDS > Connection](#)

Connection - DA2100

Enter TSDS Connection Information (Key and Secret).

The Connection tab allows you to maintain the appropriate credentials for accessing your LEA's Individual Operational Data Store (IODS), which is a secure platform used to store data from multiple systems in a central location.

For TEA's step-by-step instructions to generate your **Key** and **Secret**, click the link below:
https://tea4avcastro.tea.state.tx.us/tsds_training/UpgradeProject/GeneratingKeysandSecretsinTSDSParallelPortal/Generating_Keys_and_Secrets_in_TSDS_Parallel_Portal.pdf

TEA will provide all three fields.

- Business and Student clients - select SIS/HR/Finance Vendor
- Business only clients - select HR/Finance Vendor
- Student only clients - select SIS Vendor

NOTE: For security purposes, this Key and Secret cannot be viewed again after clicking **Acknowledged**. (If you choose to paste your Key and Secret into a document, be sure to use

an app such as *Notepad* that does not copy formatting. Ensure the Key and Secret is entered into the **Contact** tab for access to the IODS.)

Submission Year:

OPTIONS **CONNECTION** CERTIFICATION

API URL:

Key:

Secret:

Modify a record:

Field	Description
Submission Year	Type the ending year of the school year for which you will be submitting data. The submission year is edited to ensure a valid year is entered and that code table data is loaded for the year specified.

Click **Retrieve**.

API URL	Type your LEA's Ed-Fi Operational Data Store (ODS) address. This field can be a maximum of 255 characters. For TCC Hosted LEAs, please verify the API URL with your ASCENDER Support personnel. NOTE: Please verify the API URL entered ends with a forward slash.
Key	Type the key. This field can be a maximum of 50 characters.
Secret	Type the secret. This field can be a maximum of 50 characters.

Click **Save**.

- [District Administration > Inquiry > TSDS Level 1 Errors](#)

The Level 1 Errors tab is used to view and print a listing of selected errors that occurred in various domains/entities when the API interface files begin processing into the TEA database.

NOTE: ASCENDER does not control the content of these errors as they are standard API Response Codes. A full list of codes can be found on [API Response Codes](#).

View and print errors:

A list of domains and entities is displayed along with the number of errors associated.

Select next to the domains (rows) to be included in the report. If multiple domains are selected, the report prints in dependency order (Domain > Entity), which is the same order used in the Ed-Fi error log.

Field	Description
Domain	Displays the Ed-Fi domain name where the error(s) occurred (e.g. Education Organization).
Entity	Displays the entity within the Ed-Fi domain where the error(s) occurred (e.g. LocalEducationAgency).
Number of Errors	Displays the number of errors that occurred within the entity.

Click **Print**. The report is displayed with the error details as reported by TEA. The report includes key details for each entity within the domain; however, some endpoints may or may not be populated depending on the error (for example, if a domain fails the endpoints depending on that domain will not populate).

NOTE: If included in the report, the **Action Type** column displays the expected action of the record that was sent to the Operational Data Store (ODS):

- **I** - Insert
- **U** - Update
- **D** - Delete

TSDS Level 1 Errors Guidance

Application Programming Interface (API) Error Response Codes

[API Error Response Codes Guidance](#)

API Error Response Codes Guidance

HTTP Code	Example Message	How to Fix
400	Validation of 'RESOURCE' failed. FIELD is required.	An element of the JSON that is required is missing and needs to be added. Required fields are marked with '*' in swagger https://api.ed-fi.org/v6.1/docs/swagger/index.html?urls.primaryName=Resources
400	'RESOURCE' failed. 'RESOURCE' reference could not be resolved.	A resource that was referenced from an entity does not yet exist: load the dependency resource first. See https://techdocs.ed-fi.org/display/ODSAPIS3V61/Resource+Dependency+Order
401	Unauthorized	Unauthorized. The request requires authentication. The OAuth bearer token was either not provided or is invalid/expired.
403	Authorization denied. The claim does not have any established relationships with the requested resource	<p>Likely Causes:</p> <ol style="list-style-type: none"> 1. Your API credentials are not associated with the proper EducationOrganization or Namespace. See information under the section of this guide on "Authorization". 2. The API cannot tie the resource you are creating or updating to a "root" entity for which you are authorized. For example, you may be trying to update a Student, but if that student is not enrolled (via StudentSchoolAssociation) the request will fail, as the API cannot determine that your client is authorized. 3. When the record is person-based (e.g., Attendance, Grades, Section Associations), it usually means the Student, Staff, or Parent record is not in the ODS so the records being sent for that person cannot be created.
409	A natural key conflict occurred when attempting to create a new resource 'RESOURCE' with a duplicate key.	The Ed-Fi API has a natural key system alongside a standard REST ID system. This error is often protecting against the erroneous creation of a duplicate record in the API. Unique Key Violation, referential errors: particularly anything that doesn't involve people or EdOrgs.
409	The resource (or a subordinate entity of the resource) cannot be deleted because it is a dependency of the 'RESOURCE' entity	The resource that the application is attempting to delete is referenced from another entity. Delete the other dependent entity first.

TSDS Level 1 Errors

TSDS Level 1 Errors - Load Order

Load Order

Domain Name	Resource/Entity
Education Organization Domain	EducationServiceCenter LocalEducationAgency Schools SSAOrgAssociationExt(TX)
Student Identification and Demographics Domain	Parent Student StudentParentAssociation
School Calendar Domain	Calendar CalendarDate Session
Staff Domain	Staff StaffEducationOrganizationAssignmentAssociation StaffEducationOrganizationEmploymentAssociation StaffSchoolAssociation
Enrollment Domain	StudentSchoolAssociation StudentEducationOrganizationAssociation StudentEducationOrganizationResponsibilityAssociation
Restraint Event Domain Entity	RestraintEventExtension

Domain Name	Resource/Entity
Finance Domain	ActualExt BudgetExt PayrollExt SharedServiceArrangementExt
Discipline Domain	DisciplineIncident StudentDisciplineIncidentAssociation DisciplineAction
Student Application Domain	StudentApplication
Teaching and Learning Domain	CourseOffering Section StaffSectionAssociation StudentSectionAssociation
Student Academic Record Domain	CourseTranscript StudentAcademicRecord
Alternative and Supplemental Services Domain	Program StudentCTEProgramAssociation StudentLanguageInstructionProgramAssociation StudentSpecialEducationProgramAssociation StudentTitleIPartAProgramAssociation
Prior Year Leaver Domain	PriorYearLeaver PriorYearLeaverParents PriorYearLeaverStudentParentAssociation
Assessment Domain	Assessment Student Assessment
Student Cohort	Cohort StaffCohortAssociation StudentCohortAssociation

[TSDS Level 1 Errors - Education Organization Domain](#)

Education Organization Domain

Resource/Entity	Error Message	Issue
Schools	400 BAD_REQUEST {message: "Validation of 'School' failed.\n\tSchoolGradeLevels requires at least one object in the collection.\n."}	Check Low and High Grade Level.

[TSDS Level 1 Errors - School Calendar Domain](#)

School Calendar Domain

Resource/Entity	Error Message	Issue
CalendarDate	409 CONFLICT {message: "The value supplied for the related 'calendar' resource does not exist."}	Calendar date does not associate with a calendar.

Resource/Entity	Error Message	Issue
CalendarDate	400 BAD_REQUEST {message: "Validation of 'CalendarDate' failed. Validation of 'Extensions' failed. CalendarDateExtension (TX): The field SchoolDayOperationalMinutes must be between 0 and 600."}	Review Calendar Operational Minutes.
Session	400 BAD REQUEST {message: "Validation of 'Session' failed. Unable to resolve value 'uri:/local.texas.gov/TermDescriptor#1' to an existing 'TermDescriptor' resource."} NOTE: May affect other domains.	The TEA-defined Claim Sets do not allow vendors to create and send local descriptor values. By default, vendors are only able to send TEA or Ed-Fi namespace values. TEA will be updating their Claim Sets to allow vendors to create and send local values. Workaround: A user-defined Claim Set can be created in the interim to allow for local values to be created and supplied by the vendor. Users can clone the existing TEA-defined Claim Sets and modify the create, read, update, and delete rights on the descriptor resources.

[TSDS Level 1 Errors - Student Identification and Demographics Domain](#)

Student Identification and Demographics Domain

Resource/Entity	Error Message	Issue
Parent	400 BAD_REQUEST {message: "Validation of 'Parent' failed.\n\tValidation of 'ParentAddresses' failed.\n\t\tParentAddress[0]: AddressTypeDescriptorId is required.\n\t\tParentAddress[0]: PostalCode is required.\n\t\tParentAddress[0]: StreetNumberName is required"}.	Street name, street number, and the parent's postal code are required fields that are missing.
Parent	400 BAD_REQUEST {message: "Validation of 'Parent' failed.\n\tValidation of 'ParentAddresses' failed.\n\t\tParentAddress[0]: AddressTypeDescriptorId is required.\n"}.	Parent Street name information is missing.

Resource/Entity	Error Message	Issue
Parent	403 FORBIDDEN {message: "Authorization denied. No relationships have been established between the caller's education organization id claim (194902) and the resource item's 'ParentUniqueld' value."}	Check the ODS to see if the Parent is loaded.
Parent	400 BAD_REQUEST {message: "Validation of 'Parent' failed. FirstName is required."}	Parent's first name is missing.
Student	400 BAD_REQUEST {message: "Unable to resolve value 'uri:/tea.texas.gov/AsOfStatusLastDayEnrollmentDescriptor#B' to an existing 'AsOfStatusLastDayEnrollmentDescriptor' resource."}	AsOfStatus must be 'H' or 'I'.
Student	400 BAD_REQUEST {message: "Validation of 'Student' failed. Unable to resolve value 'uri:/tea.texas.gov/CrisisEventDescriptor#10' to an existing 'CrisisEventDescriptor' resource."}	Value must be valid in C178-CrisisEvent.
Student	403 FORBIDDEN {message: "Authorization denied. No relationships have been established between the caller's education organization id claim (194902) and the resource item's 'StudentUniqueld' value."}	---
StudentParentAssociation	409 CONFLICT {message: "Access to the resource item could not be authorized because the 'Student' was not found."}	Student was not loaded to ODS.
StudentParentAssociation	400 BAD_REQUEST {message: "Validation of 'StudentParentAssociation' failed. Parent reference could not be resolved."}	Parent was not loaded to ODS.
StudentParentAssociation	403 FORBIDDEN {message: "Authorization denied. No relationships have been established between the caller's education organization id claim (194902) and one or more of the following properties of the resource item: 'ParentUniqueld', 'StudentUniqueld'"}}	Parent/student are not associated together.
StudentParentAssociation	403 FORBIDDEN {message: "Authorization denied. No relationships have been established between the caller's education organization id claim (194902) and the resource item's 'StudentUniqueld' value."}	Student or parent was not loaded to ODS.

TSDS Level 1 Errors - Teaching and Learning Domain

Teaching and Learning Domain

Resource/Entity	Error Message	Issue
EDFI_CRS_OFFRNG_STG	409 CONFLICT {message: "The value supplied for the related 'course' resource does not exist."}	Course does not exist in ODS.
EDFI_CRS_OFFRNG_STG	400 BAD_REQUEST {message: "Unable to resolve value 'uri:/tea.texas.gov/GradeLevelDescriptor#5' to an existing 'GradeLevelDescriptor' resource."}	Grade level is missing leading 0.
EDFI_CRS_OFFRNG_STG	409 CONFLICT {message: "The value supplied for the related 'session' resource does not exist."}	Session does not exist in ODS.

Resource/Entity	Error Message	Issue
Section	400 BAD_REQUEST {message: "Validation of 'Section' failed. Validation of 'AggregateExtensions' failed. Validation of 'SectionSets (TX)' failed. SectionSet[0]: The field CTEHours must be between 1 and 3."}	CTE Hours must be between '1' and '3'.
Section	409 CONFLICT {message: "The value supplied for the related 'courseOffering' resource does not exist."}	Course for section does not exist in course offering.
StaffSectionAssociation	403 FORBIDDEN {message: "Authorization denied. No relationships have been established between the caller's education organization id claim (194902) and one or more of the following properties of the resource item: 'SchoolId', 'StaffUniqueid'."}	Verify if Staff member is loaded to the ODS.
StaffSectionAssociation	409 CONFLICT {message: "The value supplied for the related 'section' resource does not exist."}	Section does not exist in ODS.
StudentSectionAssociation	409 CONFLICT {message: "Access to the resource item could not be authorized because the 'Staff' was not found."}	Student does not exist in ODS.
StudentSectionAssociation	409 CONFLICT {message: "The value supplied for the related 'section' resource does not exist."}	Section does not exist in ODS.
StudentSectionAssociation	403 FORBIDDEN {message: "Authorization denied. No relationships have been established between the caller's education organization id claim (194902) and one or more of the following properties of the resource item: 'SchoolId', 'StudentUniqueid'."}	Student is not associated with School.

TSDS Level 1 Errors - Staff Domain

Staff Domain

Resource/Entity	Error Message	Issue
Staff	400 BAD_REQUEST {message: "Validation of 'Staff' failed. Validation of 'StaffAddresses' failed. StaffAddress[0]: StreetNumberName property is part of the primary key and therefore its value cannot contain leading or trailing whitespace."}	Review Staff address for leading or trailing blank space.
StaffEducationOrganizationEmploymentAssociation	400 BAD_REQUEST {message: "Validation of 'StaffEducationOrganizationEmploymentAssociation' failed. Staff reference could not be resolved."}	Verify if Staff member is loaded to the ODS.

Resource/Entity	Error Message	Issue
StaffEducationOrganizationEmploymentAssociation	400 BAD_REQUEST {message: "Validation of 'StaffEducationOrganizationEmploymentAssociation' failed. Validation of 'Extensions' failed. StaffEducationOrganizationEmploymentAssociationExtension (TX): The field NumberDaysEmployed must be between 1 and 3."}	Value must be greater than 0.

TSDS Level 1 Errors - Enrollment Domain

Enrollment Domain

Resource/Entity	Error Message	Issue
StudentSchoolAssociation	400 BAD_REQUEST {message: "Validation of 'StudentSchoolAssociation' failed. Student reference could not be resolved."}	Student reference does not match with School.
StudentSchoolAssociation	409 CONFLICT {message: "The value supplied for the related 'calendar' resource does not exist."}	Track does not match with calendar.
StudentEducationOrganizationAssociation	409 CONFLICT {message: "Access to the resource item could not be authorized because the 'Student' was not found."}	Student does not exist in ODS.
StudentEducationOrganizationAssociation	400 BAD_REQUEST {message: "Validation of 'StudentEducationOrganizationAssociation' failed. Unable to resolve value 'uri:/tea.texas.gov/HomelessStatusDescriptor#1' to an existing 'HomelessStatusDescriptor' resource."}	HomelessStatus value is not accepted by TEA.

TSDS Level 1 Errors - Student Academic Record Domain

Student Academic Record Domain

Resource/Entity	Error Message	Issue
StudentAcademicRecord	409 CONFLICT {message: "Access to the resource item could not be authorized because the 'Student' was not found."}	Student does not exist in ODS.

TSDS Level 1 Errors - Finance Domain

Finance Domain

Resource/Entity	Error Message	Issue
ActualExt	400 BAD_REQUEST {message: "Unable to resolve value 'uri:/tea.texas.gov/ProgramIntentDescriptor#32' to an existing 'ProgramIntentDescriptor' resource."}	Program Intent value is not accepted by TEA.

Resource/Entity	Error Message	Issue
ActualExt	400 BAD_REQUEST {message: "Unable to resolve value 'uri:/tea.texas.gov/ObjectDescriptor#3700' to an existing 'ObjectDescriptor' resource."}	Object value is not accepted by TEA.
PayrollExt	400 BAD_REQUEST {message: "Unable to resolve value 'uri:/tea.texas.gov/ProgramIntentDescriptor#30' to an existing 'ObjectDescriptor' resource."}	Program Intent value is not accepted by TEA.
PayrollExt	403 FORBIDDEN {message: "Authorization denied. No relationships have been established between the caller's education organization id claim (194902) and the resource item's 'StaffUniqueld' value."}	Staff member does not exist in ODS.
PayrollExt	409 CONFLICT {message: "Access to the resource item could not be authorized because the 'Staff' was not found."}	Staff member does not exist in ODS.
ContractedInstructionalStaffFTEExt	400 BAD_REQUEST {message: "Validation of 'ContractedInstructionalStaffFTEExt' failed. The field TotalContractedInstrStaffFTE must be between 0.01 and 999.99."}	TotalContractedInstrStaffFTE must be between 0.01 and 999.99.

TSDS Level 1 Errors - Alternative and Supplemental Services Domain

Alternative and Supplemental Services Domain

Resource/Entity	Error Message	Issue
StudentCTEProgramAssociation	400 BAD_REQUEST {message: "Validation of 'StudentCTEProgramAssociation' failed.\n\tStudent reference could not be resolved.\n."}	Verify that the student is loaded into the ODS.
StudentLanguageInstructionProgramAssociation	400 BAD_REQUEST {message: "Validation of 'StudentLanguageInstructionProgramAssociation' failed. Student reference could not be resolved."}	Verify that the student is loaded into the ODS.
StudentSpecialEducationProgramAssociation	400 BAD_REQUEST {message: "Validation of 'StudentSpecialEducationProgramAssociation' failed. Student reference could not be resolved."}	Verify that the student is loaded into the ODS.
StudentSpecialEducationProgramAssociation	400 BAD_REQUEST {message: "Validation of 'StudentSpecialEducationProgramAssociation' failed.\n\tUnable to resolve value 'uri:/tea.texas.gov/ToolOrAssessmentUsedDescriptor#01' to an existing 'ToolOrAssessmentUsedDescriptor' resource.\n."}	Value must be valid in C320 - ToolOrAssessmentUsed.
StudentSpecialEducationProgramAssociation	400 BAD_REQUEST {message: "Validation of 'StudentSpecialEducationProgramAssociation' failed. Validation of 'AggregateExtensions' failed. Validation of 'StudentSpecialEducationProgramAssociationStudentResidentialFacilityAssociations (TX)' failed."}	Review Residential Facility data.
StudentTitlePartAProgramAssociation	400 BAD_REQUEST {message: "Validation of 'StudentTitlePartAProgramAssociation' failed. Student reference could not be resolved."}	Verify that the student is loaded into the ODS.
tbd	409 CONFLICT {message: "Access to the resource item could not be authorized because the 'Student' was not found."}	Verify that the student is loaded into the ODS.

TSDS Level 1 Errors - Discipline Domain

Discipline Domain

Resource/Entity	Error Message	Issue
StudentDisciplineIncidentAssociation	409 CONFLICT {message: "Access to the resource item could not be authorized because the 'Student' was not found."}	Verify that the student is loaded into the ODS.

Resource/Entity	Error Message	Issue
StudentDisciplineIncidentAssociation	403 FORBIDDEN {message: "Authorization denied. No relationships have been established between the caller's education organization id claim (194902) and one or more of the following properties of the resource item: 'SchoolId', 'StudentUniquelId'."}	Check if Schools are loaded, then check to see if the student with that specific, unique student ID is loaded for the specific School in the ODS.

TSDS Level 1 Errors - Prior Year Leaver Domain

Prior Year Leaver Domain

Resource/Entity	Error Message	Issue
Prior Year Leaver	400 BAD_REQUEST {message: "Validation of 'PriorYearLeaver' failed. FirstName is required."}	Leaver student First Name is missing.
Prior Year Leaver	400 BAD_REQUEST {message: "Validation of 'PriorYearLeaver' failed. AsOfStatusLastFridayOctoberDescriptorId is required."}	AsOfStatusLastFridayOctoberDescriptor is a required field and that information is missing.
Prior Year Leaver	400 BAD_REQUEST {message: "Validation of 'PriorYearLeaver' failed. Unable to resolve value 'uri:/tea.texas.gov/ExitWithdrawTypeDescriptor#80' to an existing 'ExitWithdrawTypeDescriptor' resource."}	Value must be valid in C162 - ExitWithdrawType.
Prior Year Leaver	400 BAD_REQUEST {message: "The request is invalid.", "modelState": {"request. Id": ["The value 'id' is not valid for Id."], "request. BirthCity": [], "request. BirthDate": ["The value 'birthDate' is not valid for BirthDate"]}}	Leaver Birth City and Birth Date are required fields and are missing. Birth Date format is missing hyphen.
Prior Year Leaver	400 BAD_REQUEST {message: "Validation of 'PriorYearLeaver' failed. Validation of 'PriorYearLeaverIndustryBasedCertificationSets' failed. PriorYearLeaverIndustryBasedCertificationSet[0]: PostSecondaryCertLicensureResultDescriptorId is required."}	The Result field for Industry Based Certification is missing. Change school year to prior year. If district uses the GradPlan application, go to Graduation Plan > Maintenance > Student > Individual Maintenance > PGP tab > Industry Based Certification section. If district does not use GradPlan application, go to Registration > Maintenance > Student Enrollment > Graduation tab > Industry Based Certification section.

Other functions and features:

The following buttons allow you to reprint the extract reports from the last instance of TSDS Processing. These reports are not resent to the TSDS email distribution lists on the District Administration > Options > TSDS > Options tab.

Extract Errors Reprint	Click to print the TSDS Extract Errors report. The report opens in a separate preview window and can be printed in PDF format. Review the report.
Extract Prior Year Reprint	Click to print the TSDS Prior Year Actuals report. The report opens in a separate preview window and can be printed in PDF format. Review the report.
Extract Budget Reprint	Click to print the TSDS Budget Data Extract report. The report opens in a separate preview window and can be printed in PDF format. Review the report.
Extract Payroll Reprint	Click to print the TSDS Payroll Extract report. The report opens in a separate preview window and can be printed in PDF format. Review the report.

Finance

- [Finance > Tables > TSDS Crosswalks](#)

The Finance > TSDS Crosswalks tab allows you to map financial data (actual and budget) from your LEA's set of accounts to TEA's Chart of Accounts. These crosswalks only affect the data in the State Reporting tables and allow you to continue maintaining your data as-is in the Business system.

The TSDS Business crosswalks are associated with the logged-on file ID; therefore, LEAs can have different crosswalks per file ID.

Modify a record:

Field	Description
Crosswalk Type	Click the drop-down arrow to select the crosswalk table type for which you want to crosswalk data.

A list of existing from and to account code elements is displayed for the selected crosswalk type. Review the list of [Finance TSDS Crosswalk Tables](#).

Click **+Add** to add a row.

From	Based on the selected crosswalk, type the from account code element(s) to crosswalk.
To	Based on the selected crosswalk, type the to account code element to crosswalk.

Click **Save**.

Other functions and features:

Retrieve	Discard unsaved changes, and retrieve information since the last time data was saved.
Print	Click to print the report. Review the report.
	Click to delete a row. The row is shaded red to indicate that it will be deleted when the record is saved. Click Save.

Grade Reporting

- [Grade Reporting > Maintenance > Master Schedule > District Schedule > Available Courses](#)

Update all local service IDs to be unique for each course.

For Ed-Fi TSDS reporting, **ALL** local **Service IDs** (that begin with 8) created by the district will need to be a unique value per course. The XXX value must be changed to a unique alphanumeric value.

AVAILABLE COURSES

Course Number

Del	Details	Course Number	Title	Abbrev Name	Service ID	Service ID Description	Graded Crs	Nbr of Sem	Textbook ISBN	Exclude from TeacherPortal	Stf Pcd
		0001	SEE COUNSELOR	SEE COUN	85000XXX	LOC.OTHER	<input type="checkbox"/>	1		Incl Both(Att Grds)	<input type="checkbox"/>
		0002	COLLEGE MONITOR	COLLEGE	85000XXX	LOC.OTHER	<input type="checkbox"/>	2		Incl Both(Att Grds)	<input type="checkbox"/>
		0020	PK/KG LANG/COMP	ELA.K	02625001	ELA. READ KG	<input checked="" type="checkbox"/>	2		Incl Both(Att Grds)	<input type="checkbox"/>
		0030	PK/KG SOC ST	SOCST.K	02660009	SOCST K	<input checked="" type="checkbox"/>	2		Incl Both(Att Grds)	<input type="checkbox"/>
		0040	PK/KG MATH	MATH.K	02640005	MATH K	<input checked="" type="checkbox"/>	2		Incl Both(Att Grds)	<input type="checkbox"/>
		0050	PK/KG SCIENCE	SCI.K	02650000	SCI.K	<input checked="" type="checkbox"/>	2		Incl Both(Att Grds)	<input type="checkbox"/>
		0055	PK/KG SCIENCE	SCI.K	02650000	SCI.K	<input checked="" type="checkbox"/>	2		Incl Both(Att Grds)	<input type="checkbox"/>
		0060	PK/KG HEALTH	HEA.KIND	02550020	HEA.KIND	<input checked="" type="checkbox"/>	2		Incl Both(Att Grds)	<input type="checkbox"/>
		0070	PK/KG ART	ART.K	02510001	ART K	<input checked="" type="checkbox"/>	2		Incl Both(Att Grds)	<input type="checkbox"/>
		0080	PK/KG MUSIC	MUS.K	02520004	MUS K	<input checked="" type="checkbox"/>	2		Incl Both(Att Grds)	<input type="checkbox"/>
		0090	PK/KG PE	PE. PK-K	02530002	PE. K	<input checked="" type="checkbox"/>	2		Incl Both(Att Grds)	<input type="checkbox"/>

/ 36
Rows: 1051

=>Crs Nbr: Abbrev Name: Service ID: : LOC.OTHER Graded Crs:
 Nbr Sem: Textbook ISBN: Exclude from TeacherPortal: Self Paced:

- [Grade Reporting > Maintenance > Master Schedule > Campus Schedule > Section](#)

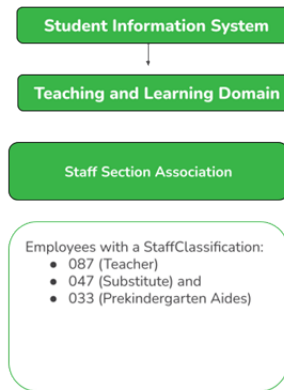
Verify all Instructional Staff responsibility records are entered.

All Instructional Staff responsibility records **must** be entered on this screen. These are your Role ID/StaffClassification Codes 087 (Teacher), 047 (Substitute), and 033 (Pre-Kindergarten)

Aides).

Instructional Staff and Pre-Kindergarten Educational Aides (StaffClassification 033) are reported using the Course, CourseOffering, Section, and StaffSectionAssociation entities in the TeachingandLearningDomain.

Best Practice for Staff Reporting



- [Grade Reporting > Maintenance > Tables > TSDS Crosswalks](#)



The Grade Reporting > TSDS Crosswalks tab allows you to convert data in your district format to the standard TEA format for the fall.

Update Data:

Crosswalk Type Select the [crosswalk table](#) for which you want to convert data.

- The selected crosswalk table is displayed. [The list can be re-sorted.](#)

You can re-sort the grid by clicking on an underlined column heading. It will sort in ascending order. Click it again to sort in descending order.

A triangle next to the column heading indicates the column by which the grid is currently sorted and whether it is sorted in ascending  or descending  order.

- A blank row is added to the bottom of the grid.

Crosswalk Type:

042 Responsibilities - From Campus/Period to Minutes

043 Responsibilities - From Campus/Service ID to Minutes

A blank row is added to the bottom of the grid.

Row Nbr	The rows are automatically numbered.
From	Type the district code you want to convert.
To	Type the TEA format code to which you want to convert.
	The From and To values must be different.

Click **+Add** to add a new row.

Click **Save**.

Crosswalk Type:

044 PE Responsibilities - Campus/Crs/Sec

This crosswalk allows you to enter the number of days and minutes in which the PE teacher provides physical education instruction each week at the campus for the four weeks in October that include the last Friday in October. This is required for all teachers of record for course-sections associated with the following physical education (PE) service IDs:

02530002
 02530003
 02530004
 02530005
 02530006
 02530007
 02530008
 02850000
 03823000
 03823070
 03823080
 82210XXX
 82931XXX
 83210XXX
 84200XXX
 PES00051
 PES00053
 PES00056

All districts will use this crosswalk, except for Business-only districts whose responsibility records come from Human Resources, or if PE service IDs are not used for PE courses, or if your PE service ID courses do not have students.

Important: Minutes for any holidays should be included.

NOTE:

These fields are not reported for employees with PE substitution responsibilities (i.e., employees with service IDs PES00000-PES00015).

Records *are* created for non-campus-based PE courses (i.e., **Non Campus Based** is greater than 00 in the campus master schedule) if the course is taught during semester 1 and at least one student is enrolled in the class.

This crosswalk is not used for Business-only districts whose responsibility records come from Human Resources, or if PE service IDs are not used for PE courses, or if your PE service ID courses do not have students. All other districts should use this crosswalk.

Create or update the crosswalk:

- In the **Crosswalk Table** field, select *044-PE Responsibilities - Campus/Crs/Sec.*
- The first time you access the page, there will be rows from the previous year displayed. Click **Delete** then click **Create** to add current year courses.

A list of course-sections associated with physical education (PE) service IDs is listed. This list is predefined and cannot be changed.

The **From** column lists course-sections in the campus-course-section format, where:

- The first three digits are the campus ID.
- The next digits are the course number, which may contain between four and eight digits.
- The last two digits are the section number.
- The course-sections are for semester 1.

- For the Teacher of Record for each course-section listed, enter the following information for the four weeks in October that include the last Friday in October:
 - In the **Day Week 1-4** fields, type the number of days in which the employee provides physical education instruction each week at the campus. Valid entries are one digit between 0-5.
 - In the **Mins Week 1-4** fields, type the number of minutes the employee provides physical education instruction each week at the campus. Valid entries are up to four

digits between 0-3000.

These fields are automatically populated according to the **Days** code entered on **Grade Reporting > Maintenance > Master Schedule > Campus Schedule > Section** for each course-section meeting time. The program calculates the minutes in the days from the section **Time Begin/End** and sums for each meeting time the days per week for that meeting time, then multiplies the minutes per day for that meeting time to calculate the minutes for each week.

Click **Save**.

Click **Print** to print the data displayed.

If new PE responsibilities records are found the next time you access the page, the **Create** button will be replaced with the **Refresh** button. Click **Refresh** to add new records to the grid.

NOTE: You cannot delete data row by row. You must click **Delete** to delete all rows on the page. Then, click **Create** to populate the page with PE course-sections. Then, you can re-enter all data.

WARNING: If you click **Delete**, all rows are deleted.

Crosswalk Type: ADP Additional Days School Year Courses

A blank row is added to the bottom of the grid.

Row Nbr	The rows are automatically numbered.
Course	Type the course code you want to convert.
Campus	Type the campus number to which you want the course to transfer.

Click **+Add** to add a new row.

Click **Save**.

Other functions and features:

Print	<p>Print the crosswalk report.</p> <p>Review the report using the following buttons:</p> <p>Click  to go to the first page of the report. Click  to go back one page. Click  to go forward one page. Click  to go to the last page of the report.</p> <p>The report can be viewed and saved in various file formats.</p> <p>Click  to save and print the report in PDF format. Click  to save and print the report in CSV format. (This option is not available for all reports.) When a report is exported to the CSV format, the report headers may not be included. Click  to close the report window. Some reports may have a Close Report, Exit, or Cancel button instead.</p>
Retrieve	<p>Retrieve data from the last save.</p> <p>Discard unsaved changes, and retrieve information since the last time data was saved.</p>
	<p>Delete a row.</p> <p>Click to delete the selected row. The row is shaded red to indicate that it will be deleted when the record is saved.</p> <p>Click Save. A message is displayed confirming that you want to delete the row.</p> <ul style="list-style-type: none"> ◦ <p>Click OK to delete the row.</p> <ul style="list-style-type: none"> ◦ <p>Click Cancel not to delete the row.</p>

Personnel

- [Personnel > Maintenance > Staff Demo > Responsibility](#)

All Non-Instructional Staff responsibility records **must** be entered on this screen. These records will use the Staffservice Code Table.

Non-Instructional Staff and Non-Pre-Kindergarten Educational Aides (StaffClassification 033) are reported using the StaffEducationOrganizationAssignmentAssociationentity in the StaffDomain.

Best Practice for Staff Reporting



Registration

- [Registration > Maintenance > District Profile > District Maintenance > Demographic Info](#)

Verify the ESC County/District number is correct (it should **NOT** be the LEA number).

The District Profile > Demographic Info tab allows you to maintain the district's demographic data, such as the district's name, address, and superintendent.

DEMOGRAPHIC INFO	CONTROL INFO	SPECIAL ED INFO	ATTENDANCE ZONES OPTIONS	STATE REPORTING
District Name: <input type="text" value="TEXAS ISD"/>				
District County: <input type="text" value="TEXAS Cnty"/>		District Type: <input type="text" value="Charter"/>		Allow Waitlist on ParentPortal: <input checked="" type="checkbox"/>
Charter Application: <input type="text" value="Current"/>				
District Website: <input type="text" value="www.esc20.net"/>				
District Email: <input type="text" value="info@esc20.net"/>				
ESC Region Number: <input type="text" value="20"/>		ESC County District Number: <input type="text" value="001-905"/>		
Street Nbr: <input type="text" value="714"/>		Street Name: <input type="text" value="Lone Star Drive"/>		
City: <input type="text" value="Alamo City"/>		State: <input type="text" value="TX"/>	Zip Code: <input type="text" value="47498"/> <input type="text" value="0979"/>	
Phone: <input type="text" value="555"/> <input type="text" value="692-6038"/>		Fax: <input type="text" value="-"/>		
Superintendent Name:				
<input type="text"/>	<input type="text" value="Jane"/>	<input type="text"/>	<input type="text" value="Smith"/>	<input type="text"/>
Title	First	Middle	Last	Generation

NOTE: The **District Website** and **District Email** fields are used for TSDS Dashboard extracts. This data is required for districts that use TSDS Dashboards.

Update data:

District Name	(Required) Type the name of the district, up to 34 characters.
District County	Type the name of the county where the district is located, up to 20 characters.
District Type	Indicate whether the district is independent, private, or charter.
Allow Waitlist on ParentPortal	Select to enable the display of the Charter School Application Form Apply button on the ASCENDER ParentPortal Login page. This field only displays if the District Type field is set to <i>Charter</i> .
Charter Application	Select <i>Current</i> or <i>Next</i> to indicate the Charter School Application Form school year in ASCENDER ParentPortal. This field only displays if the District Type field is set to <i>Charter</i> .
District Website	Type the address of the district's website, up to 255 characters. IMPORTANT: If your district website is down when you save, you will receive an error message because the program is trying to connect to the website to validate the entry. Try again when your website is working properly.
District Email	Type an email address for contacting the district, up to 255 characters.

ESC Region Number	(Required) Type the region number for the education service center that serves the district. The field must be two digits (e.g., type 01 for ESC-1).
ESC County District Number	Type the six-digit ESC county-district number (NOT the LEA number) as assigned by the Texas Education Agency (TEA).
Street Nbr Street Name City State Zip Code +4	Enter the address for the district, up to 60 characters.
Phone Fax	Type the area code and phone numbers for the district.
Superintendent Name	Type the title, first name, middle name, and last name of the district superintendent. Select the generation code if applicable.

Click **Save**.

- [Registration > Maintenance > District Profile > District Maintenance > State Reporting](#)

Verify the information entered on State Reporting is correct.

The State Reporting tab allows the user to enter data reported in the Education Organization Domain.



The screenshot displays the 'STATE REPORTING' section of a software application. It includes several input fields and dropdown menus for data entry. On the right, there are two panels: 'Gifted and Talented Programs' and 'CTE Programs of Study', both containing lists of programs with delete icons and an 'Add' button at the bottom.

Update data:

ASVAB	<p>Select the code indicating if the district or open-enrollment charter school provides students in grade levels 10-12 an opportunity to take the Armed Services Vocational Aptitude Battery (ASVAB) test or a comparable substitute. This field is not displayed prior to 2018-2019.</p> <p>NOTE: As of the 2019-2020 school year, the field is not mandatory at campuses that do not offer grade levels 10-12, per TEDS 2020.2.0. The field is required at campuses with grade levels 10-12.</p>
Family Engagement Plan Link	Type the website address used by the LEA to provide its Family Engagement Plan.
LEA Grievance Link	Type the website address that connects directly to the Local Education Agency's grievance policy.
Local Education Agency Category	Select the Local Education Agency Category and the Local Education Agency Category Description for the School Year.
Education Organization Category	Select the Education Organization Category and the Education Organization Category Description for the School Year.
Program Evaluation Type	Select the Program Evaluation Type that indicates the type of program evaluation tool LEAs use to report the progress of students participating in a High-Quality PK program.



Under **Gifted and Talented Programs:**

Click **+Add** to add a record.

	<p>Delete a row.</p> <p>1. Click  to delete a row. The row is shaded red to indicate that it will be deleted when the record is saved. You can select multiple rows to be deleted at the same time.</p> <p>2. Click Save. You are prompted to confirm that you want to delete the row. Click Yes to continue. Otherwise, click No.</p> <p>You can save edits and delete records in the same step (i.e., the changes are all committed when the record is saved).</p>
GT Program	Select the program code from the drop-down menu.

Under **CTE Programs of Study**:

Click **+Add** to add a record.

	<p>Delete a row.</p> <p>1. Click  to delete a row. The row is shaded red to indicate that it will be deleted when the record is saved. You can select multiple rows to be deleted at the same time.</p> <p>2. Click Save. You are prompted to confirm that you want to delete the row. Click Yes to continue. Otherwise, click No.</p> <p>You can save edits and delete records in the same step (i.e., the changes are all committed when the record is saved).</p>
Program Code	Select the program code from the drop-down menu.

Click **Save**.

- [Registration > Maintenance > District Profile > Local Program Codes](#)

Enter the Local Program to TEA PEIMS Codes.

The Local Program Codes tab allows you to maintain a table of district-level codes for local programs such as dyslexia, 504, crisis code, or any short-term programs that arise in the district. At the campus level, the codes are chosen from the codes set up on this page. Campuses cannot select programs that do not exist on this page. Campuses use the codes to enroll students in these local programs.

You can also generate a report that allows you to see which local programs will be written to the next year record when ASDR is run.

[TSDS Data Elements for local programs:](#)

TWEDS Data Elements:

DYSLEXIA-INDICATOR-CODE (E1530)
 SECTION-504-INDICATOR-CODE (E1603)
 INTERVENTION-STRATEGY-INDICATOR-CODE (E1602)
 ECHS-INDICATOR-CODE (E1560)
 T-STEM-INDICATOR-CODE (E1559)
 P-TECH-INDICATOR-CODE (E1612)
 NEW-TECH-INDICATOR-CODE (E1647)
 ADDITIONAL-DAYS-PROGRAM-INDICATOR-CODE (E1671)
 Code table: C088

INDIVIDUAL-GRADUATION-COMMITTEE-REVIEW-CODE (E1563)
 Code table: C201

CRISIS-CODE (E1054)
 Code table: C178

Save
Print Local Programs by Campus

Delete	Program Code	Program Title	TEA Crisis Code	Move Program to Next Year	Local Program to TEA PEIMS Codes
	504	504	<input type="checkbox"/>	Y <input type="checkbox"/>	12: Section 504 <input type="checkbox"/>
	ACE	ACE AFTER SCHL PROG	<input type="checkbox"/>	Y <input type="checkbox"/>	<input type="checkbox"/>
	ASP	AFTER SCHOOL PROGRAM	<input type="checkbox"/>	Y <input type="checkbox"/>	<input type="checkbox"/>
	DLP	Dual Language	<input type="checkbox"/>	Y <input type="checkbox"/>	<input type="checkbox"/>
	DYS	DYSLEXIA	<input type="checkbox"/>	Y <input type="checkbox"/>	04: Dyslexia <input type="checkbox"/>
	ECH	EARLY COLLEGE HIGH SCHOOL	<input type="checkbox"/>	Y <input type="checkbox"/>	06: ECHS <input type="checkbox"/>
	GEH	GENERAL ED HOMEBOUND	<input type="checkbox"/>	Y <input type="checkbox"/>	17: General Education Homet <input type="checkbox"/>
	HBS	HOMEBOND STUDENTS	<input type="checkbox"/>	Y <input type="checkbox"/>	<input type="checkbox"/>
	IGC	IGC	<input type="checkbox"/>	Y <input type="checkbox"/>	<input type="checkbox"/>
	MVG	MCKINNEY-VENTO GRANT	<input type="checkbox"/>	Y <input type="checkbox"/>	<input type="checkbox"/>
	PBT	PANDEMIC ELECTRONIC BENEFIT TRANSFER	<input type="checkbox"/>	Y <input type="checkbox"/>	<input type="checkbox"/>
	PKP	PK4 YRS OLD PEIMS	<input type="checkbox"/>	Y <input type="checkbox"/>	<input type="checkbox"/>
	RFT	RF TRACKER	<input type="checkbox"/>	Y <input type="checkbox"/>	<input type="checkbox"/>
	RTI	INTERVENT STRAT CODE	<input type="checkbox"/>	Y <input type="checkbox"/>	<input type="checkbox"/>

Add

Update data:

Existing codes are displayed in order by code.

- From the **Local Program to TEA PEIMS Codes** drop-down menu, choose **20: Additional Days Program Participation**.

Click **+Add**.

A blank row is added to the grid.



Program Code	Type the three-character code for the program.
Program Title	Type a description for the program, up to 40 characters.
TEA Crisis Code	For local programs created to track students displaced by a crisis, type the corresponding crisis code, as designated by the Texas Education Commissioner:
Move Program to Next Year	<p>Indicating how Annual Student Data Rollover (ASDR) handles local programs for the district.</p> <p>N or blank - Disable the Annual Student Data Rollover field on the Campus Local Program Codes page. The program will be dropped when ASDR is run.</p> <p>Y - Allow the program to be moved to next year.</p>
Local Program to TEA PEIMS Codes	Select the local program code.

Click **Save**.

To update a description, type over the existing description and save.

You can only update the description; you cannot update a code. To change a code, you must delete and re-enter the code and description.

Other functions and features:

	<p>Delete a row.</p> <ol style="list-style-type: none"> Click  to delete a row. The row is shaded red to indicate that it will be deleted when the record is saved. You can select multiple rows to be deleted at the same time. Click Save. You are prompted to confirm that you want to delete the row. Click Yes to continue. Otherwise, click No. <p>You can save edits and delete records in the same step (i.e., the changes are all committed when the record is saved).</p>
---	---

Print Local Programs by Campus

[Print the Local Programs by Campus Next Year Status report.](#)

The report lists the code, description, and ASDR next year status by campus, allowing you to see if a local program will be written to the next year record when ASDR is run.

The status is determined by the campus or district options:

- If the district **Annual Student Data Rollover** field is Y, the campus **Move Program to Next Year** code and description print in the **ASDR Next Year** column.
- If the district **Move Program to Next Year** field is N, the **ASDR Next Year** column displays “Drop Program NYR (By District)” because the district option N overrides the campus **Move Program to Next Year** field.

Review the report using the following buttons:

Click  to go to the first page of the report.

Click  to go back one page.

Click  to go forward one page.

Click  to go to the last page of the report.

The report can be viewed and saved in various file formats.

Click  to save and print the report in PDF format.

Click  to save and print the report in CSV format. (This option is not available for all reports.) When a report is exported to the CSV format, the report headers may not be included.

Click  to close the report window. Some reports may have a **Close Report**, **Exit**, or **Cancel** button instead.

- [Registration > Maintenance > Campus Profile > Campus Information Maintenance > Demographic Info](#)

The Campus Profile > Demographic Info tab allows you to maintain campus demographic data, such as the campus name, address, and phone number.

Campus ID:

DEMOGRAPHIC INFO CONTROL INFO PRINCIPAL/COUNSELOR

Campus Name:

Street Nbr: Street Name:

City: State: Zip Code:

Phone: Fax:

Participating Charter Admission Waitlist:

Charter Enrollment Capacity:

Update data:

Campus ID	<p>The campus to which you are logged in is displayed. To view another campus or add a new campus, type the three-digit campus ID and click Retrieve. To enter a new campus, type an unused three-digit campus ID for the new campus and click Retrieve. The fields are cleared allowing you to enter and save data for the new campus.</p> <p>According to TEA guidelines:</p> <p>001-040 are used for high school campuses.</p> <p>041-100 are used for junior high and middle school campuses.</p> <p>101-698 are used for elementary school campuses.</p>
------------------	---

Existing demographic information for the campus is displayed.

Campus Name	Type the name of the campus, up to 34 characters.
Street Nbr Street Name City State Zip Code +4	Enter the address for the campus, up to 60 characters.
Phone Fax	Type the area code and phone numbers for the campus.

The following fields only display if the **District Type** field is set to *Charter* on the Registration > Maintenance > District Profile > District Information > Demographic Info tab.

Participating Charter Admission Waitlist	For each charter school campus, select to indicate whether or not the campus will have a waitlist for admission.
Charter Enrollment Capacity	Type the maximum approved student enrollment number (up to four digits) for which the campus is able to provide instruction without exceeding staffing and facility limitations.

Click **Save**.

- [Registration > Maintenance > Campus Profile > Campus Information Maintenance > Control Info](#)

The Control Info tab allows you to set up control options for the campus related to Registration and OCR.

NOTE: Changes made in Discipline will affect the **Nbr of Bullying Incidents** and **Nbr of Cyberbullying Incidents** totals. The **Nbr of Bullying Incidents** is calculated when PEIMS Code 61 is used and the **Nbr of Cyberbullying Incidents** is calculated when PEIMS Code 61 and the Cyber checkbox is selected.

Campus ID:

DEMOGRAPHIC INFO **CONTROL INFO** **PRINCIPAL/COUNSELOR**

Low Grade Level: High Grade Level:

Accreditation:

College Board Campus Code Number:

Default Track:

Exclude from District Reporting:

School Type:

Capped To Campus: Capped Date:

Full Day PK Waiver:

Additional Days Program: Participate in ELO:

Nbr of Bullying Incidents: Nbr of Cyberbullying Incidents:

Office of Civil Rights (OCR) Options

School has Students Participating in Single-Sex Interscholastic Athletics:

School has Students Enrolled in One or More Single-Sex Academic Classes:

School has Students who Receive Corporal Punishment for Disciplinary Purposes:

Campus-wide Residential Facility:

Residential Facility Options

Delete	Details	County/Dist	Res Fac ID	Facility Name	Inst Day Len
<input type="button" value="Delete"/>	<input type="button" value="Details"/>	001905			460

County/Dist: Res Fac ID:

Facility Name: Inst Day Len:

Campus Enrollment Type

Delete	CEP Type	Begin Date	End Date
<input type="button" value="Delete"/>	02 : Zoned Enrollment - Transfers Ac	08-10-2022	- - -

National School Lunch Program

Delete	NSLP Type	Begin Date	End Date
<input type="button" value="Delete"/>	03 : Yes participating in NSLP under	08-10-2022	- - -

Update data:

Campus ID The campus to which you are logged in is displayed. To view another campus or add a new campus, type the three-digit campus ID and click **Retrieve**.

Existing control information for the campus is displayed.

Update as needed.

Low/High Grade Level	Select the lowest and highest grade levels taught at the campus.
Accreditation	Select the code for the organization(s) that accredit the campus.
College Board Campus Code Number	Type the six-character ID used by the educational testing service to identify the campus. This applies only to high schools.
Default Track	Select the attendance track you want to use as the default when enrolling students. For a new student campus with no attendance options, use 00. Business campuses can be created on District Admin .
Exclude from District Reporting	<p>Select to exclude the campus from district reports in all ASCENDER Student applications.</p> <p>This option can be used for students who are tracked in their home district for TEA reporting purposes but also need to be tracked at the district that serves them, such as through a special education program, DAEP, or JJAEP. The district that serves the students can track attendance, grades, and other data, and provide the information to the home district for TEA reporting. If this option is selected, the campus is excluded from district reports, the UID export, and PEIMS TSDS.</p> <p>Excluded campuses are excluded in the following reports, unless the report is generated specifically for that campus:</p> <p>Attendance: SAT0900, SAT0950, SAT1100, SAT1700, SAT2100, SAT2300, SAT2400, SAT2500, SAT5000, Create Attendance Report</p> <p>Discipline: SDS0100, SDS0200, SDS0300, SDS0500, SDS0700, SDS0800, SDS0900, SDS1000, SDS1100, SDS1200, SDS1300, Create Discipline Report</p> <p>Grade Reporting: SGR0110, SGR0120, SGR0130, SGR0140, SGR0200, SGR2046, SGR2060, SRG2081, SGR2091, SGR2500, SRG2550, Create Grade Reporting Report</p> <p>Health: SHS0110, SHS0295, SHS0296, SHS0297, SHS0298, Create Demo</p> <p>Registration: SDS0300, SGR1950, SRG0200, SRG0300, SRG0600, SRG1001, SRG1100, SRG1400, SRG1500, SRG1600, SRG1700, SRG1800, SRG1900, SRG2300, Create Registration Report</p> <p>Special Education: SDS0200, SEM0200, SEM0400, SEM0620, SEM0640, SEM0720, SEM0750, SEM0800, SEM0850, SEM0900, SEM0950, SEM1000, SEM1100, SEM1200, Create Special Ed CY, Create Special Ed NY</p>
School Type	<p>Select the code for the type of school, which is required for the TSDS Student Extractor. The drop-down list contains codes from the TSDS table DC111.</p> <p>Leave blank if the LEA is not using the Student Dashboard.</p>

Capped To Campus	<p>This field is only enabled if Enable Attendance Zones is selected on Registration > Maintenance > District Profile > District Information > District Maintenance > Attendance Zone Options, and is used to prevent over enrolling students at a particular campus.</p> <p>Select the campus at which a student will be enrolled if the campus you are logged onto is capped.</p> <p>For a student to be allowed to enrolled at the capped campus, the student's entry date must be later than the Capped Date, and that student's Transfer Factor must be 0 (CY/NY Xfer Factor on Registration > Maintenance > Student Enrollment > Demo1).</p>
Capped Date	<p>If Capped To Campus is used, enter the date after which students can be enrolled at the capped campus. The date must be a valid school or working date.</p>
Full Day PK Waiver	<p>Select if the campus has received an exemption from offering a full-day PK program.</p> <p>TWEDS Data Element: PK-FULL-DAY-WAIVER-INDICATOR-CODE (E1646) Code table: C088</p>
Additional Days Program	<p>Select if the campus offers an Additional Days Program to students in PK - 5.</p> <p>TWEDS Data Element: ADDITIONAL-DAYS-PROGRAM-INDICATOR-CODE (E1671) Code table: C088</p>
Participate in ELO	<p>Select if the student participates in an Extended Learning Opportunity (ELO) program.</p>
Nbr of Bullying Incidents	<p>NUMBER-OF-BULLYING-INCIDENTS (E1727) indicates the number of reported incidents of bullying at each campus.</p> <p>Enter the number of Bullying incidents.</p> <p>NOTE: Any changes made on <i>Discipline > Student > Maintenance</i> to student incidents will automatically update totals.</p>
Nbr of Cyberbullying Incidents	<p>NUMBER-OF-CYBERBULLYING-INCIDENTS (E1728) indicates the number of reported incidents of cyberbullying at each campus.</p> <p>Enter the number of Cyberbullying incidents.</p> <p>NOTE: Any changes made on <i>Discipline > Student > Maintenance</i> to student incidents will automatically update totals.</p>
Office of Civil Rights (OCR) Options	<p>Select applicable fields for the campus. If selected, these selections are extracted to OCR.</p> <p>School has Students Participating in Single-Sex Interscholastic Athletics (School Part 2 > Exam, Staff, and Retention > ATHL-1)</p> <p>School has Students Enrolled in One or More Single-Sex Academic Classes (School Part I > COUR-12)</p> <p>School has Students who Receive Corporal Punishment for Disciplinary Purposes (School Part 2 > Discipline > DISC-3)</p>

Campus-wide Residential Facility	Select if all students at the campus are residing in a residential facility.
---	--

Under **Residential Facility Options:**

Click **+Add** to add the residential facilities attended by students within the campus boundaries.

The following fields are displayed below the grid.

This list populates the **Residential Facility ID** field on [Registration > Maintenance > Student Enrollment > W/R Enroll](#) for students who reside in a residential facility.

NOTE: These settings are campus specific. If the same facility exists on multiple campuses, the information must be entered for each campus.

County/Dist	The county-district number you are logged on to is displayed and cannot be changed. TWEDS Data Element: DISTRICT-ID (E0212)
Res Fac ID	Type the six-digit residential facility ID. TWEDS Data Element: RESIDENTIAL-FACILITY-ID (E1627)
Facility Name	Type the name of the residential facility, up to 60 characters.
Inst Day Len	The field is automatically populated with the Instructional Daily Minutes as entered for the default campus-track on Attendance > Maintenance > Campus > Campus Options . If the number of minutes in the school day at the residential facility is different, this field can be modified. TWEDS Data Element: RESIDENTIAL-FACILITY-STUDENT-SCHOOL-DAY-LENGTH (E1637)
	Delete a facility. 1. Click  to delete a row. The row is shaded red to indicate that it will be deleted when the record is saved. You can select multiple rows to be deleted at the same time. 2. Click Save . You are prompted to confirm that you want to delete the row. Click Yes to continue. Otherwise, click No . You can save edits and delete records in the same step (i.e., the changes are all committed when the record is saved).
	Click to view modify the information. The data is displayed in fields below the grid allowing you to make changes.

County/Dist	The county-district number you are logged on to is displayed and cannot be changed.
Facility Name	Type the name of the residential facility, up to 60 characters.
Res Fac ID	Type the six-digit residential facility ID.
Inst Day Len	Type the number of minutes a residential facility student receives instruction based on their Individualized Education Plan (IEP).

Click **Save**.



Under **Campus Enrollment Type**:

Click **+Add** to add the campus enrollment type.

The following fields are displayed below the grid.

This list populates the **XXX** field on [Registration > Maintenance > Student Enrollment > W/R Enroll](#) .

NOTE: These settings are campus specific. If the same facility exists on multiple campuses, the information must be entered for each campus.

CEP Type	Select the type of campus where the student is enrolled.
Begin Date	Type the begin date using the MMDDYYYY format. Or, click  to select the date from a calendar.
End Date	Type the end date using the MMDDYYYY format. Or, click  to select the date from a calendar.

Click **Save**.

- [Registration > Maintenance > Student Enrollment > Demo1](#)

Information provided in this guide is limited to the TSDS Upgrade only. Additional information for Demo1 can be found on [Registration > Maintenance > Student Enrollment > Demo1](#).

Update data:

Under **Student Indicators**:

As of Status Last Friday October	<p>Indicate the student's status as of the last Friday in October.</p> <p>This status will calculate daily (Monday-Friday) at 6:00 pm.</p>
As of Status Last Day Enrollment	<p>Indicate the student's status as of the last day enrollment.</p> <p>Additional guidance to come at a later date.</p>

Click **Save**.

Currently, Prior Year Leaver data is updated on **Registration > Maintenance > Prior Year Leaver Tracking**. However, going forward, Prior Year Leaver data will be updated for the prior year on the following screens:

- Registration > Maintenance > Student Enrollment > Demo1**
 Allow data elements to be editable for one prior year in the **Phone/Address** group box if the student is listed in the Prior Year Leaver Tracking Directory.
- Registration > Maintenance > Student Enrollment > Demo3**
 Allow data elements to be editable for one prior year for Military Enlistment in the **Status Indicators** group box if the student is listed in the Prior Year Leaver Tracking Directory.
- Registration > Maintenance > Student Enrollment > Contact (PY Leaver)**
 Allow data elements to be editable for one prior year for contacts who are: Priority = 1 and Guardian = 1 if the student is listed in the Prior Year Leaver Tracking Directory.
- Registration > Maintenance > Student Enrollment > W/R Enroll**
 Allow data elements to be editable for one prior year in the **Reason** field if the student is listed in the Prior Year Leaver Tracking Directory.

Known Issues (as of 7/17/2024)

Domain	Issue	Reported Date	Release Date
Student StudentEducationOrganizationAssociation StudentSchoolAssociation	After investigation, TCC has discovered that Charter School Waitlist data is not generating to the following entities needed for Charter School Waitlist Promotion: Student, StudentEducationOrganizationAssociation and StudentSchoolAssociation.	7/2024	TBD
ClassroomPositionSet	In April 2024 TEA added ClassroomPositionSet to the ODS, however they will remove this set in 2025. Additionally, TCC will not be updating ASCENDER software to send this data for 2024; therefore, users should expect to continue to receive StaffSection errors and should ignore these errors on logs.	6/21/2024	---
StudentDisciplineIncidentAssociation	TEA deleted the StudentDisciplineIncidentAssociation. TCC is working to correct the extract and API to send data to the StudentDisciplineIncidentBehaviorAssociation.	---	8.1000
Enrollment, Student Identification and Demographics, Alternative and Supplemental Services	TEA has remapped the following data elements and TCC is currently not sending them: Campus ID of Residence, Campus ID of Accountability, Dyslexia Screening Exception Reason and Instructional Setting.	4/1/24	---
---	TSDS Extract Errors Report and Level 1 Errors are blank.	2/13/24	Expected 8.0605
Teaching and Learning CourseOffering	Error: The value supplied for the related 'course' resource does not exist. Confirmed TCC issue. ASCENDER is currently only sending local course Service IDs to the Teaching and Learning > Course endpoint; however, TEA did not load all CO22 courses and ASCENDER will now need to send both the local course codes, CTE codes, and the staff service codes (SA, SE, SR, and SS) when used by the LEA.	2/8/24	TBD
StaffSchoolAssociation StaffEducationOrganizationAssignmentAssociation	Error: Validation of 'StaffEducationOrganizationAssignmentAssociation' failed. Validation of 'AggregateExtensions' failed. StaffEducationOrganizationAssignmentAssociationStaffServiceSets (TX) requires at least one object in the collection. Confirmed TCC issue.	2/7/24	TBD
Education Organization EducationServiceCenter	A recurring Level 1 error has been reported as shown below. This is an ASCENDER problem that occurs when an LEA changes the ESC County District Number as it is not flowing to TSDS correctly. This issue will be added to the known issues log. 409 CONFLICT {"message": "A natural key conflict occurred when attempting to create a new resource 'EducationOrganization' with a duplicate key. The duplicated columns and values are [EducationOrganizationId] (CCDDDD) This is likely caused by multiple r	1/1/24	Expected 8.0605

Student

Domain	Issue	Reported Date	Release Date
---	TCC is aware that TSDS Customer Support is e-mailing LEAs to let them know that they have generated an excessive number of API Level 1 Errors within the past 24 hours and the volume of errors is negatively affecting performance. Workaround: Self-managed and hosted LEAs can have the ESC turn off the curl command to stop sending the data. Data center managed LEAs can have the ESC submit a technical ticket to turn off the curl command to stop sending the data.	1/31/24	2/7/24 8.0600
Enrollment Domain StudentEducationOrganizationResponsibilityAssociation	LEAs are receiving the following Level 1 error in the Enrollment.StudentEducationOrganizationResponsibilityAssociation Entity. TCC is working to remove the invalid Responsibility Descriptors from the API. EdFi.Ods.Api.Services.Controllers.StudentEducationOrganizationResponsibilityAssociations.EdFi.StudentEducationOrganizationResponsibilityAssociationsController - MESSAGE: Post EdFi.Ods.Common.Exceptions.BadRequestException: Unable to resolve value 'uri:/tea.texas.gov/ResponsibilityDescriptor#01' to an existing 'ResponsibilityDescriptor' resource. EdFi.Ods.Api.Services.Controllers.StudentEducationOrganizationResponsibilityAssociations.EdFi.StudentEducationOrganizationResponsibilityAssociationsController - MESSAGE: Post EdFi.Ods.Common.Exceptions.BadRequestException: Unable to resolve value 'uri:/tea.texas.gov/ResponsibilityDescriptor#02' to an existing 'ResponsibilityDescriptor' resource.	12/1/23	2/7/24 8.0600
Finance Domain PayrollExt	LEAs are receiving the following Level 1 Error in the Finance.PayrollExt Entity. TCC is working to correct this issue. Error: EdFi.Ods.Api.Services.Controllers.TX.PayrollExts.PayrollExtsController - MESSAGE: Post System.ComponentModel.DataAnnotations.ValidationException: Validation of 'PayrollExt' failed. PayrollFunctionDescriptorId is required. PayrollFundDescriptorId is required. PayrollObjectDescriptorId is required. PayrollProgramIntentDescriptorId is required.	12/1/23	2/7/24 8.0600
1/24/2024	TSDS Extracts and Nightly Emails: Thank you all for your patience as we have been going through a couple hundred databases one by one looking at the TSDS extract issues. As you are aware, we found an issue with duplicate Finance Crosswalk entries and a performance issue with one of the attendance extracts. This morning we have found another performance issue with the course transcript extract and will be working on that program next. We are also working to remove the -6 Errors and Extract processed but failed with stored procedure errors that are shown on the Extract Error Log. Expect to see less of them after the February release. When you are alerted that a client is not receiving the nightly email, please open a single issue for the ESC along with the previous night's application server log for review (server where the tcc.properties tag TSDS = on is set). The log should provide guidance on next steps and we will ask for more information and/or a database. Those ESCs that we are already working with do not need to create a new issue.	---	2/7/24 8.0600
1/24/2024	The TEA-defined Claim Sets do not allow vendors to create and send local descriptor values. By default, vendors are only able to send TEA or Ed-Fi namespace values. TEA will be updating their Claim Sets to allow vendors to create and send local values. Affected Descriptors: • Term Workaround: A user-defined Claim Set can be created in the interim to allow for local values to be created and supplied by the vendor. Users can clone the existing TEA-defined Claim Sets and modify the create, read, update, and delete rights on the descriptor resources.	0/0/0/	0/0/0
---	TCC continues to work with TEA on the Finance Actual domain for PEIMS Mid-Year. At this time, no actuals are being sent to TSDS.	---	2/7/24 8.0600
---	Registration > Maintenance > Student Enrollment > Demo2 > Census Block - Programming for this is not complete. For Fall PEIMS Parallel Year, TCC will apply/provide a SQL to update this data to match the data in State Reporting. Programming will be completed in a future software update.	4/4/23/	TBD
---	When an employee has a termination date entered that is a future date and they are still considered to be employed, when the extract is run for the staff endpoint, the end date is not being populated for that future date.	10/1/23	TBD
---	Course Transcript - Duplicate Record Found error. An error is received on the Extract email when a student has taken 2 courses with the same service ID in the same semester. TCC is researching a solution to this issue.	TBD	TBD

Deleted Descriptors

- Deleted Descriptors

Deleted Descriptors				
Alternative and Supplemental Services Domain				
AMP	Descriptor Table	Descriptor	Entity	iODS Requirement
AMP-8561	C053-Disability	00	StudentSpecialEducationProgramAssociation.Disability	Not Required-Can send blank
AMP-8561	C064-CTEProgramService	0	CTEProgramService	Not Required-Can send blank
AMP-8561	C066-ChildCountFunding	0	StudentSpecialEducationProgramAssociation.StudentSPEDProgramAssociationSet	Not Required-Can send blank
AMP-8589	C184-PPCDServiceLocation	0	StudentSpecialEducationProgramAssociation.StudentSPEDProgramAssociationSet	Not Required-Can send blank
AMP-8561	C122-Title1PartAParticipant	0	StudentTitle1PartAProgramAssociation	Not Required-Can send blank
Enrollment Domain				
AMP-8588	C161-StudentAttribution	00	StudentSchoolAssociation	Not Required-Can send blank
Prior Leaver Domain				
AMP-8558	C061-EmergentBilingual Indicator	0	PriorYearLeaver	Not Required-Can send blank
AMP-8558	C196-FosterCareType	0	PriorYearLeaver	Not Required-Can send blank
AMP-8558	C197-MilitaryConnectedStudent	0	PriorYearLeaver	Not Required-Can send blank
AMP-8558	C189-HomelessStatus	0	PriorYearLeaver	Not Required-Can send blank
AMP-8592	C326-AchievementCategory	01	PriorYearLeaver.Graduation Set	Required-Landing Zone only
Student Academic Record Domain				
AMP-8590	C326-AchievementCategory	01	StudentAcademicRecord.GraduationSet	Required-Landing Zone only
Student Attendance Domain				
AMP-8591	C067-RegionalDaySchoolProgramForDeaf	0	SpecialEducationProgramReportingPeriodAttendance	Required - Cannot send blank
Student Identification and Demographics Domain				
AMP-8557	C061-EmergentBilingualIndicator	0	StudentEducationOrganizationAssociation	Not Required-Can send blank
AMP-8557	C196-FosterCareType	0	StudentEducationOrganizationAssociation	Not Required-Can send blank

Deleted Descriptors				
Alternative and Supplemental Services Domain				
AMP-8557	C197-MilitaryConnectedStudent	0	StudentEducationOrganizationAssociation	Not Required-Can send blank
AMP-8557	C189-HomelessStatus	0	StudentEducationOrganizationAssociation	Not Required-Can send blank
AMP-8593	C183-UnschooledAsyleeRefugee	0	StudentEducationOrganizationAssociation	Not Required-Can send blank
AMP-8593	C185-PKProgramType	00	StudentEducationOrganizationAssociation	Not Required-Can send blank

Technical Information

- Extracts will run 6:00 PM, Monday - Friday.
- **DO NOT** schedule TEA TSDS Level 2 Errors for the first two weeks of the initial data submission.

Initial Data Submission to TEA TCC hosted and managed ESCs:

- Initial extract and API start will need to be coordinated through a Technical ASD ticket.
 - Submit the Technical ASD ticket the Monday prior to the LEA's TSDS Parallel initial submission kick-off date.
 - Select the new *System Category* **TSDS Parallel Setup**.
 - List the **County/District Number** and the **Name of the LEA** participating in the TSDS Parallel Submission.
 - Only one ticket is needed for parallel LEAs starting the initial submission on the same date.
 - All LEA Names and County District Numbers need to be listed in the ticket correctly.
- The initial data extract/API will begin 3:00 AM, Saturdays.

Self-hosted and managed ESCs:

- For guidance on how to start the extract/API, visit:
<https://wiki.ascendertx.com/display/TCCTD/TSDS+Extract+processing+and+API+Submission>



Back Cover