



SAT1365 - Class Attendance Roster

Table of Contents

SAT1365 - Class Attendance Roster 1




SAT1365 - Class Attendance Roster

Attendance > Reports > Attendance Reports > Rosters > SAT1365 - Class Attendance Roster

This report prints current year class attendance by instructor name or control number. It can be used to collect attendance data for attendance or grade reporting cycles.

A signature and date line is printed for certifying the attendance record.

An asterisk next to the student's name indicates that the student is excluded from attendance reporting (i.e., **Rep Excl** is set to exclude attendance (A or B) on [Registration > Maintenance > Student Enrollment > Demo 1](#)).

Parameter	Description
Campus ID	Type the three-digit campus ID, or click  to select the campus .
Attendance Track	Type the two-digit attendance track.
Semester (1, 2, 3, 4)	Type the one-digit semester. Valid semesters are 1 and 2. For a four-semester campus, valid semesters are 1, 2, 3, and 4.
Cycle (1, 2, 3)	Type the one-digit cycle code.
Period (Blank for All, Not used by Cntrl Nbr)	Type the two-digit period number.
Control Nbrs (Blank for All)	Type the three-digit instructor IDs (control numbers), separating multiple IDs with a comma (e.g., 112,131). Or, click  to select the instructor IDs . Leave blank to select all instructor IDs.
Course Nbrs (Blank for All, Not used by Cntrl Nbr)	Type the course number(s), including all leading zeros and separating multiple courses with a comma (e.g., 0100,0110). Or, click  to select the course(s) . Leave blank to select all courses in the district.
Print Sequence (A=Alpha, N=Numeric)	A - Print students by last name. N - Print students by student ID.
Print Spacing (S=Single, D=Double)	S - Use single-spacing. D - Use double-spacing.

Parameter	Description
Credit Level (E=Elem, M=Mid, H=High, A=All, Not used by Cntrl Nbr)	<p>E - Select elementary credit level courses.</p> <p>H - Select high school credit level courses.</p> <p>M - Select middle school credit level courses.</p> <p>Blank - Select all credit levels. This parameter allows campuses with grade levels EE-12 to print rosters for a specific group of grade levels.</p>
Sort by Control Number (Y, N)	<p>Y - Sort by control number then by last name.</p> <p>N - Sort by grade level then by last name. If Y, leave Selected Period, Course IDs, and Credit Level blank, and you can only select one instructor for Control Nbr.</p>
Cycle Type (A=Attendance 6 week, Blank=Grade Reporting)	<p>A - Run the report for the six-week cycle in Attendance.</p> <p>Blank - Run according to the grading cycles in Grade Reporting.</p>



Back Cover