



# **SDS0260 - Discipline Offender Bully Harass Report**



# Table of Contents

**SDS0260 - Discipline Offender Bully Harass Report ..... 1**








# SDS0260 - Discipline Offender Bully Harass Report

## Discipline > Reports > Discipline > SDS0260 - Discipline Offender Bully Harass Report

This report lists bullying/harassment incident information by offender.

If a court-ordered restriction exists, all incident data for the student is restricted.

### Run the report:

Parameter	Description
<b>Ending School Year (YYYY)</b>	Type the four-digit <b>ending</b> school year.
<b>Campus ID (Blank for All)</b>	Type the three-digit campus ID, or click  to <a href="#">select the campus</a> . Leave blank to select all campuses in the district.  <b>NOTE:</b> If you select to create the report for all campuses, any campuses excluded from district reporting (i.e., campuses that have the <b>Exclude from District Reporting</b> field selected on <a href="#">Registration &gt; Maintenance &gt; Campus Profile &gt; Campus Information Maintenance &gt; Control Info</a> ) are not included in the report. However, you can generate the report for an individual excluded campus by entering the campus ID.
<b>IDEA Students (Y, N, Blank = All)</b>	The Individuals with Disabilities Education Act (IDEA) refers to students who are receiving special education services through Public Law 105-17.  Y - Include IDEA students only.  N - Include non-IDEA students only.  Blank - Include all students meeting the restraint criteria.
<b>Grade Level (Blank for All)</b>	Type the two-character grade level, click  to <a href="#">select the grade level</a> , or leave blank to select all grade levels.
<b>Bully Reason (Blank for All)</b>	Type the one-character bully reason, click  to <a href="#">select the bully reason</a> , or leave blank to select all bully reasons.
<b>From Incident Date (MMDDYYYY)</b>	Type the date, or click  to select the date from a calendar.
<b>To Incident Date (MMDDYYYY)</b>	Type the date, or click  to select the date from a calendar. Leave blank to use the current date.
<b>Print Parameters (Y, N, Blank = N)</b>	Y - Print the report parameters used. They will print on the last page of the report.  N or blank - Do not print the parameters.

Parameter	Description
<b>Print Summary Report (Y, N)</b>	<p><i>Y</i> - Print only a summary of the bully, victim, and offense reasons broken down by grade level and ethnicity aggregate-race. These are total counts only.</p> <p><i>N</i> - Print a detailed list of both bullies and victims as well as a summary of the bully, victim, and offense reasons broken down by grade level and ethnicity aggregate-race.</p>



## Back Cover