



SDS1100 - Incident Number Discipline Report

Table of Contents




SDS1100 - Incident Number Discipline Report 1

SDS1100 - Incident Number Discipline Report

Discipline > Reports > Discipline > SDS1100 - Incident Number Discipline Report

This report prints detailed incident information by incident number for each student and indicates which offense code will be extracted for PEIMS.

If a court-ordered restriction exists, all incident data for the student is restricted.

Parameter	Description
Beginning School Year (YYYY)	Type the four-digit beginning school year.
Ending School Year (YYYY)	The report can only be run for one school year at a time, not for a range of school years, so these parameters should reflect the same school year. Type the four-digit ending school year.
Campus ID (Blank for All)	Type the three-digit campus ID, or click  to select the campus . Leave blank to select all campuses in the district. NOTE: If you select to create the report for all campuses, any campuses excluded from district reporting (i.e., campuses that have the Exclude from District Reporting field selected on Registration > Maintenance > Campus Profile > Campus Information Maintenance > Control Info) are not included in the report. However, you can generate the report for an individual excluded campus by entering the campus ID.
Attendance Track (Blank for All)	Type the two-digit attendance track. Leave blank to select all tracks.
Include Withdrawn Students (Y, N)	Y - Include withdrawn students. N - Do not include withdrawn students.
Include Discipline Comments (Y, N)	Y - Include discipline comments. N - Do not include discipline comments.
From Incident Date (MMDDYYYY)	Type the date, or click  to select the date from a calendar.
To Incident Date (MMDDYYYY)	Type the date, or click  to select the date from a calendar.
Beginning Incident Number	To include a specific range of incident numbers, type the six-digit beginning number.
Ending Incident Number	To include a specific range of incident numbers, type the six-digit ending number.
Print Student SSN (Y, N, M)	Y - Print the entire social security number. N - Print XXX-XX-XXXX for the social security number. M - Print the masked social security number (e.g., XXX-XX-1234).

Parameter	Description
Multi Student Incidents Only (Y, N)	<i>Y</i> - Include only incidents with multiple students. <i>N</i> - Include incidents with single and multiple students.



Back Cover