




discipline_print_profile_button

Table of Contents

Click to print the student's Discipline Profile Report.


[Review, save, and/or print the report.](#)

Review the report using the following buttons:


Click  to go to the first page of the report.


Click  to go back one page.


Click  to go forward one page.

Click  to go to the last page of the report.

The report can be viewed and saved in various file formats.

Click  to save and print the report in PDF format.

Click  to save and print the report in CSV format. (This option is not available for all reports.) When a report is exported to the CSV format, the report headers may not be included.

Click  to close the report window. Some reports may have a **Close Report**, **Exit**, or **Cancel** button instead.

The program attempts to duplicate the labels on the associated screen, to use as report headers. For long labels, some words may be abbreviated.

- When the report is displayed on the screen, the entire header displays.
- When the report is saved as a PDF, parts of the headers may not be displayed due to a space restrictions (e.g., when formatting eight columns to a PDF page).
- When the report is saved as a CSV, the entire header is saved. (The columns may need to be widened to view the entire text.)



Back Cover