



grad_plan_pgp_additional_fields

Table of Contents

Diagnostic Information

Data is displayed according to the following fields:

Dyslexia on [Registration > Maintenance > Student Enrollment > Local Programs](#)




EB on [Registration > Maintenance > Student Enrollment > Bil/ESL](#)



Migrant on [Registration > Maintenance > Student Enrollment > Demo3](#)

G/T on [Registration > Maintenance > Student Enrollment > G/T](#)

Special Education on [Registration > Maintenance > Student Enrollment > SpecEd](#)

Retained on [Registration > Maintenance > Student Enrollment > At Risk](#)

<p>Industry Credentials or Certification</p>	<p>Indicate a credential or certification earned by the student and the date the student completed it.</p> <p>TWEDS Data Element: POST-SECONDARY-CERTIFICATION-LICENSURE-CODE (E1640) (Code table: 214)</p> <p>The list is maintained in the Origin field on Maintenance > District Tables > Credentials or Certification.</p> <ul style="list-style-type: none"> • If the credential or certification is internationally or nationally recognized and Origin on Maintenance > District > Tables > Credentials or Certification is <i>International</i> or <i>National</i>, the credential or certification will display the district-defined code, selected PEIMS code, and then I (for International) or N (for National) in parentheses followed by the district-defined description. The international or national credential or certifications will be displayed on the Performance Acknowledgement tab. • If Origin is blank on Maintenance > District > Tables > Credentials or Certification, the credential or certification will display the district-defined code followed by the district-defined description. The credential or certifications with no PEIMS code will not be displayed on the Performance Acknowledgement tab. <p>This information is used on Maintenance > Student > Individual Maintenance > PGP and prints on the Student Personal Graduation Plan (SGP1000) and AAR Multi-Year (SGR2047) reports.</p> <table border="1" data-bbox="453 1077 1474 1877"> <tr> <td data-bbox="453 1077 619 1155">Date</td> <td data-bbox="624 1077 1474 1155">Type the date of completion, or click  to select the date from a calendar.</td> </tr> <tr> <td data-bbox="453 1162 619 1476">Exam Fee</td> <td data-bbox="624 1162 1474 1476"> <p>Enter the exam fee amount. This fee identifies the amount of money that was paid by the local education agency for a student's industry certification exam.</p> <p>NOTE: This field will be pre-populated if completed on the Credentials or Certification tab on Graduation Plan > Maintenance > District > Tables.</p> <p>TWEDS Data Element: IBC-EXAM-FEE-AMOUNT (E1654)</p> </td> </tr> <tr> <td data-bbox="453 1482 619 1767">Vendor</td> <td data-bbox="624 1482 1474 1767"> <p>Use the drop-down menu to select the vendor. This field identifies the organization or company that offered the service.</p> <p>NOTE: This field will be pre-populated if completed on the Credentials or Certification tab on Graduation Plan > Maintenance > District > Tables.</p> <p>TWEDS Data Element: IBC-VENDOR-CODE (E1655)</p> </td> </tr> <tr> <td data-bbox="453 1774 619 1877">Reimburse</td> <td data-bbox="624 1774 1474 1877">Select this field if a prior or current LEA received the one-time allowed industry-based certification fee reimbursement for the student.</td> </tr> </table>	Date	Type the date of completion, or click  to select the date from a calendar.	Exam Fee	<p>Enter the exam fee amount. This fee identifies the amount of money that was paid by the local education agency for a student's industry certification exam.</p> <p>NOTE: This field will be pre-populated if completed on the Credentials or Certification tab on Graduation Plan > Maintenance > District > Tables.</p> <p>TWEDS Data Element: IBC-EXAM-FEE-AMOUNT (E1654)</p>	Vendor	<p>Use the drop-down menu to select the vendor. This field identifies the organization or company that offered the service.</p> <p>NOTE: This field will be pre-populated if completed on the Credentials or Certification tab on Graduation Plan > Maintenance > District > Tables.</p> <p>TWEDS Data Element: IBC-VENDOR-CODE (E1655)</p>	Reimburse	Select this field if a prior or current LEA received the one-time allowed industry-based certification fee reimbursement for the student.
Date	Type the date of completion, or click  to select the date from a calendar.								
Exam Fee	<p>Enter the exam fee amount. This fee identifies the amount of money that was paid by the local education agency for a student's industry certification exam.</p> <p>NOTE: This field will be pre-populated if completed on the Credentials or Certification tab on Graduation Plan > Maintenance > District > Tables.</p> <p>TWEDS Data Element: IBC-EXAM-FEE-AMOUNT (E1654)</p>								
Vendor	<p>Use the drop-down menu to select the vendor. This field identifies the organization or company that offered the service.</p> <p>NOTE: This field will be pre-populated if completed on the Credentials or Certification tab on Graduation Plan > Maintenance > District > Tables.</p> <p>TWEDS Data Element: IBC-VENDOR-CODE (E1655)</p>								
Reimburse	Select this field if a prior or current LEA received the one-time allowed industry-based certification fee reimbursement for the student.								
<p>Accelerated Learning Plan</p>	<p>Select up to five accelerated learning plans for the student. These are maintained on Maintenance > District > Tables > Accelerated Learning.</p>								
<p>Monitor Plan</p>	<p>Select up to 10 monitor plans for the student. These are maintained on Maintenance > District > Tables > Monitor Plan.</p>								

Parent's Educational Expectation	Select up to three parent expectations for the student. These are maintained on Maintenance > District > Tables > Parent/Guardian Expectations .
Financial Aid Application	Complete this section to record the student's Financial Aid application status and the application date the student completed the application or submitted an exception.
	Status Use the drop-down menu to select 01 or 02 to indicate the application status.
	Met Date Type the month and date in MM-YYYY format.
Endorsements	Indicate if the student is pursuing, not participating, or has completed each endorsement.
	Date Completed If completed, type the date of completion, or click  to select a date.
PGP Acknowledgement	Type the dates for the student, parent/guardian and counselor signatures, or click  to select a date.



Back Cover