



Medical Condition

Table of Contents

Medical Condition

Health > Maintenance > Tables > Medical Condition

This tab allows you to maintain a list of district-defined medical condition codes. User-defined codes begin with UD; only user-defined codes can be added or updated. All other codes are system codes that cannot be changed.

The data in the table populates the **Medical Condition** field on [Maintenance > Student Health > Medical Condition](#).

Save

IMMUNIZATION TYPE MEDICAL CONDITION

		Code	Description	Level
<input type="checkbox"/>	<input type="checkbox"/>	MDCON	Medication--Confidential	3
<input type="checkbox"/>	<input type="checkbox"/>	MDHLT	Medication at Home--Long Term	2
<input type="checkbox"/>	<input type="checkbox"/>	MDHST	Medication at Home--Short Term	2
<input type="checkbox"/>	<input type="checkbox"/>	MDOOTH	Medication Other	2
<input type="checkbox"/>	<input type="checkbox"/>	M DPRN	Medication Taken as Needed	2
<input type="checkbox"/>	<input type="checkbox"/>	MDSL T	Medication at School--Long Term	2
<input type="checkbox"/>	<input type="checkbox"/>	MDSST	Medication at School--Short Term	2
<input type="checkbox"/>	<input type="checkbox"/>	MPAAN	Aplastic Anemia	2
<input type="checkbox"/>	<input type="checkbox"/>	MPABD	Abdominal Pain/Gastroenteritis	2
<input type="checkbox"/>	<input type="checkbox"/>	MPABU	Abuse/Neglect	3
<input type="checkbox"/>	<input type="checkbox"/>	MPACN	Acne	2
<input type="checkbox"/>	<input type="checkbox"/>	MPADD	Attention Deficit Disorder/Hyperactivity	2
<input type="checkbox"/>	<input type="checkbox"/>	MPAID	Acquired Immunodeficiency Syndrome	3
<input type="checkbox"/>	<input type="checkbox"/>	MPALL	Allergy Anaphylaxis (Insect Stings)	1
<input type="checkbox"/>	<input type="checkbox"/>	MPANM	Anemia	2
<input type="checkbox"/>	<input type="checkbox"/>	MPANR	Anorexia Nervosa	2
<input type="checkbox"/>	<input type="checkbox"/>	MPANX	Anxiety/School Phobia	2
<input type="checkbox"/>	<input type="checkbox"/>	MPART	Arthritis	2
<input type="checkbox"/>	<input type="checkbox"/>	MPAST	Asthma	1
<input type="checkbox"/>	<input type="checkbox"/>	MPAUT	Autism	2
<input type="checkbox"/>	<input type="checkbox"/>	MPBLD	Blood Disorder	2
<input type="checkbox"/>	<input type="checkbox"/>	MPBRN	Bronchitis	2
<input type="checkbox"/>	<input type="checkbox"/>	MPBUL	Bulimia	2

Existing medical condition codes are listed in order by code. The system codes are listed first, and user-defined codes are listed next.

Click **+Add** to add a medical condition.




A pop-up window opens.

Code	Type the five-character code for the medical condition. The code must begin with UD followed by three characters (e.g., UDABC).
Description	Type a description for the code, up to 80 characters.
level	Select the security level for the medical condition. The more confidential the condition, the higher the security level. For example, select Level 3 for a highly confidential condition.

Click **OK** to close the window.

The new medical condition is displayed in the grid.

Click **Save**.

	<p>Edit a description.</p> <p>Update the fields as needed, click OK, and then click Save. The changes are displayed in the grid. Or, click Cancel to close the window without making changes.</p>
	<p>Delete a code.</p> <ol style="list-style-type: none"> 1. Click  to delete a row. The row is shaded red to indicate that it will be deleted when the record is saved. You can select multiple rows to be deleted at the same time. 2. Click Save. You are prompted to confirm that you want to delete the row. Click Yes to continue. Otherwise, click No. <p>You can save edits and delete records in the same step (i.e., the changes are all committed when the record is saved). You cannot delete an immunization code that is used in a student record.</p>



Back Cover