













registration_student_dyslexia

Table of Contents

Entry Date	Type the begin date using the MMDDYYYY format. Or, click  to select the date from a calendar.
Exit Date	Type the end date using the MMDDYYYY format. Or, click  to select the date from a calendar.
Reason	<p>If you are withdrawing the student, click  to select the withdrawal reason. Codes 02, 04, 09, 10, 14, 15, 19, 22, 30, 44, 61, 72, 79, and 84 are converted to PEIMS code 98.</p> <p>Codes 21, 31, 63, 64, and 80 are converted to “mover” and are not extracted for PEIMS.</p> <p>EP (<i>exit program</i>) is not a valid withdrawal reason code on this tab.</p>
	<p> 1. Click  to do a status change.</p> <ul style="list-style-type: none"> • A row is added to the grid that displays the default entry date, which is the same as the withdrawal date. This ensures that you do not lose any membership days by typing the incorrect entry date for the status change. • The fields below the grid are enabled. The fields display the data from the previous row by default. <p>2. Modify any information that changed for the entry date.</p> <p>3. Click Save to save the status change.</p> <p>If the entry date and exit date are the same on the row, this button is not available.</p>
	<p> If you entered a status change in error (e.g., the wrong student or wrong withdrawal or entry date), click  to remove the status change for the student. When you save, the exit date and exit reason are cleared, and the new row is removed from the grid.</p> <ol style="list-style-type: none"> 1. Click  in the the second row. This creates a new row (now 3 rows). 2. Click  in the second row. This removes the third row. 3. Click  in the first row. This will remove the second row leaving one remaining. 4. Make the change and click Save.
Risk	Select the screening results for dyslexia and related disorders.
IEP	Select the type(s) of dyslexia or related service the student has received at any time during the school year.
SBEC	Student is receiving instruction that meets applicable dyslexia program criteria established by the State Board of Education; and is provided by a person with specific training in providing that instruction.
Sec 39.023	The student is permitted, on the basis of having dyslexia or a related disorder, to use modifications in the classroom or accommodations in the administration of assessment instruments under Section 39.023.
Excpt Rsn	Select the reason the student was not screened.



Back Cover