









# **scheduling\_group\_course\_change\_method**



# Table of Contents



<p><b>Move Students from one Course to another Course</b></p>	<p>This option moves students from the <b>From</b> course-section-semester to the <b>To</b> course-section-semester if they also meet the criteria specified under <b>Students</b>.</p> <p><b>From</b> Click  to <a href="#">select the course</a> in which the students are currently enrolled.</p> <p>In the next field, select the section in which the students are currently enrolled. Only sections for the selected course are listed.</p> <p>In the third field, select the semester code in which the students are currently enrolled.</p> <p><b>To</b> Click  to <a href="#">select the new course</a>.</p> <p>In the next field, select the section in which to move the students. Only sections for the selected course are listed.</p> <p>In the third field, select the semester code in which to move the students.</p>
<p><b>Add Course for Students enrolled in a Specific Course</b></p>	<p>This option adds the <b>Add</b> course-section-semester for students enrolled in the <b>If</b> course-section-semester if they also meet the criteria specified under <b>Students</b>.</p> <p><b>If</b> Click  to <a href="#">select the course</a> in which the students are currently enrolled.</p> <p>In the next field, select the section in which the students are currently enrolled. Only sections for the selected course are listed.</p> <p>In the third field, select the semester code in which the students are currently enrolled.</p> <p><b>Add</b> Click  to <a href="#">select the course</a> to be added.</p> <p>In the next field, select the section to be added. Only sections for the selected course are listed. For a proxy course, the field is blank.</p> <p>In the third field, select the semester code in which to add the course.</p>
<p><b>Drop Students from a Specific Course</b></p>	<p>This option drops the <b>Drop</b> course-section-semester for students who are enrolled in that class and meet the criteria specified under <b>Students</b>.</p> <p><b>Drop</b> Click  to <a href="#">select the course</a> to be dropped.</p> <p>In the next field, select the section to be dropped. Only sections for the selected course are listed.</p> <p>In the third field, select the code for the semester to be dropped.</p>
<p><b>Add Students to a Specific Course</b></p>	<p>This option adds the <b>Add</b> course-section-semester for students who meet the criteria specified under <b>Students</b>.</p> <p><b>Add</b> Click  to <a href="#">select the course</a> to be added.</p> <p>In the next field, select the section to be added. Only sections for the selected course are listed. For a proxy course, the field is blank.</p> <p>In the third field, select the semester code in which to add the course.</p>



## Back Cover