





















scheduling_group_course_change_method

Table of Contents

| | | | | | |
|--|---|-------------|--|------------|--|
| Move Students from one Course to another Course | <p>This option moves students from the From course to the To course if they also meet the criteria specified under Students.</p> <table border="1" data-bbox="464 199 1476 331"> <tr> <td data-bbox="464 199 544 286">From</td> <td data-bbox="544 199 1476 286">Click  to select the course in which the students are currently enrolled.</td> </tr> <tr> <td data-bbox="464 286 544 331">To</td> <td data-bbox="544 286 1476 331">Click  to select the new course.</td> </tr> </table> | From | Click  to select the course in which the students are currently enrolled. | To | Click  to select the new course . |
| From | Click  to select the course in which the students are currently enrolled. | | | | |
| To | Click  to select the new course . | | | | |
| Add Course for Students enrolled in a Specific Course | <p>This option adds the Add course-section-semester for students enrolled in the If course-section-semester if they also meet the criteria specified under Students.</p> <table border="1" data-bbox="464 448 1476 965"> <tr> <td data-bbox="464 448 528 741">If</td> <td data-bbox="528 448 1476 741"> <p>Click  to select the course in which the students are currently enrolled.</p> <p>In the next field, select the section in which the students are currently enrolled. Only sections for the selected course are listed.</p> <p>In the third field, select the semester code in which the students are currently enrolled.</p> </td> </tr> <tr> <td data-bbox="464 741 528 965">Add</td> <td data-bbox="528 741 1476 965"> <p>Click  to select the course to be added.</p> <p>In the next field, select the section to be added. Only sections for the selected course are listed. For a proxy course, the field is blank.</p> <p>In the third field, select the semester code in which to add the course.</p> </td> </tr> </table> | If | <p>Click  to select the course in which the students are currently enrolled.</p> <p>In the next field, select the section in which the students are currently enrolled. Only sections for the selected course are listed.</p> <p>In the third field, select the semester code in which the students are currently enrolled.</p> | Add | <p>Click  to select the course to be added.</p> <p>In the next field, select the section to be added. Only sections for the selected course are listed. For a proxy course, the field is blank.</p> <p>In the third field, select the semester code in which to add the course.</p> |
| If | <p>Click  to select the course in which the students are currently enrolled.</p> <p>In the next field, select the section in which the students are currently enrolled. Only sections for the selected course are listed.</p> <p>In the third field, select the semester code in which the students are currently enrolled.</p> | | | | |
| Add | <p>Click  to select the course to be added.</p> <p>In the next field, select the section to be added. Only sections for the selected course are listed. For a proxy course, the field is blank.</p> <p>In the third field, select the semester code in which to add the course.</p> | | | | |
| Drop Students from a Specific Course | <p>This option drops the Drop course-section-semester for students who are enrolled in that class and meet the criteria specified under Students.</p> <table border="1" data-bbox="464 1048 1476 1265"> <tr> <td data-bbox="464 1048 528 1265">Drop</td> <td data-bbox="528 1048 1476 1265"> <p>Click  to select the course to be dropped.</p> <p>In the next field, select the section to be dropped. Only sections for the selected course are listed.</p> <p>In the third field, select the code for the semester to be dropped.</p> </td> </tr> </table> | Drop | <p>Click  to select the course to be dropped.</p> <p>In the next field, select the section to be dropped. Only sections for the selected course are listed.</p> <p>In the third field, select the code for the semester to be dropped.</p> | | |
| Drop | <p>Click  to select the course to be dropped.</p> <p>In the next field, select the section to be dropped. Only sections for the selected course are listed.</p> <p>In the third field, select the code for the semester to be dropped.</p> | | | | |
| Add Students to a Specific Course | <p>This option adds the Add course-section-semester for students who meet the criteria specified under Students.</p> <table border="1" data-bbox="464 1350 1476 1570"> <tr> <td data-bbox="464 1350 528 1570">Add</td> <td data-bbox="528 1350 1476 1570"> <p>Click  to select the course to be added.</p> <p>In the next field, select the section to be added. Only sections for the selected course are listed. For a proxy course, the field is blank.</p> <p>In the third field, select the semester code in which to add the course.</p> </td> </tr> </table> | Add | <p>Click  to select the course to be added.</p> <p>In the next field, select the section to be added. Only sections for the selected course are listed. For a proxy course, the field is blank.</p> <p>In the third field, select the semester code in which to add the course.</p> | | |
| Add | <p>Click  to select the course to be added.</p> <p>In the next field, select the section to be added. Only sections for the selected course are listed. For a proxy course, the field is blank.</p> <p>In the third field, select the semester code in which to add the course.</p> | | | | |



Back Cover