





















scheduling_group_course_change_method

Table of Contents

Move Students from one Course to another Course	<p>This option moves students from the From course to the To course if they also meet the criteria specified under Students.</p> <table border="1" data-bbox="507 197 1474 329"> <tr> <td data-bbox="507 197 587 282">From</td> <td data-bbox="587 197 1474 282">Click  to select the course in which the students are currently enrolled.</td> </tr> <tr> <td data-bbox="507 282 587 329">To</td> <td data-bbox="587 282 1474 329">Click  to select the new course.</td> </tr> </table>	From	Click  to select the course in which the students are currently enrolled.	To	Click  to select the new course .
From	Click  to select the course in which the students are currently enrolled.				
To	Click  to select the new course .				
Add Course for Students enrolled in a Specific Course	<p>This option adds the Add course for students enrolled in the If course if they also meet the criteria specified under Students.</p> <table border="1" data-bbox="507 414 1474 546"> <tr> <td data-bbox="507 414 587 499">If</td> <td data-bbox="587 414 1474 499">Click  to select the course in which the students are currently enrolled.</td> </tr> <tr> <td data-bbox="507 499 587 546">Add</td> <td data-bbox="587 499 1474 546">Click  to select the course to be added.</td> </tr> </table>	If	Click  to select the course in which the students are currently enrolled.	Add	Click  to select the course to be added.
If	Click  to select the course in which the students are currently enrolled.				
Add	Click  to select the course to be added.				
Drop Students from a Specific Course	<p>This option drops the Drop course for students who are enrolled in that class and meet the criteria specified under Students.</p> <table border="1" data-bbox="507 631 1165 680"> <tr> <td data-bbox="507 631 587 680">Drop</td> <td data-bbox="587 631 1165 680">Click  to select the course to be dropped.</td> </tr> </table>	Drop	Click  to select the course to be dropped.		
Drop	Click  to select the course to be dropped.				
Add Students to a Specific Course	<p>This option adds the Add course-section-semester for students who meet the criteria specified under Students.</p> <table border="1" data-bbox="507 757 1474 1043"> <tr> <td data-bbox="507 757 587 1043">Add</td> <td data-bbox="587 757 1474 1043"> <p>Click  to select the course to be added.</p> <p>In the next field, select the section to be added. Only sections for the selected course are listed. For a proxy course, the field is blank.</p> <p>In the third field, select the semester code in which to add the course.</p> </td> </tr> </table>	Add	<p>Click  to select the course to be added.</p> <p>In the next field, select the section to be added. Only sections for the selected course are listed. For a proxy course, the field is blank.</p> <p>In the third field, select the semester code in which to add the course.</p>		
Add	<p>Click  to select the course to be added.</p> <p>In the next field, select the section to be added. Only sections for the selected course are listed. For a proxy course, the field is blank.</p> <p>In the third field, select the semester code in which to add the course.</p>				



Back Cover