






scheduling_instructor_courses

Table of Contents

Set up courses that can be assigned to the instructor:

IMPORTANT: Enter all courses the instructor will be teaching, even if is already created at the section level.

Click **+Add** under **Courses**. A blank row is displayed in the **Courses** grid.

Course	Click  to select the course . The course title is displayed in the Title field.
Max Sections	Type the maximum number of sections that can be assigned to the instructor per semester.
	<p>Remove a course assigned to the instructor.</p> <p>1. Click  to delete a row. The row is shaded red to indicate that it will be deleted when the record is saved. You can select multiple rows to be deleted at the same time.</p> <p>2. Click Save. You are prompted to confirm that you want to delete the row. Click Yes to continue. Otherwise, click No.</p> <p>You can save edits and delete records in the same step (i.e., the changes are all committed when the record is saved).</p>



Back Cover