







scheduling_instructor_courses

Table of Contents




Courses			
Delete	Course	Title	Max Sections
	1030 	ENGLISH 3	4
	1040 	ENGLISH 4	3
+ Add			

Note: The instructor will teach ONLY these courses.

IMPORTANT: Enter all courses the instructor will be teaching, even if is already created at the section level.

If the Max Sections for the teacher has changed since last year, it needs to be updated here as well.

Click **+Add** under **Courses**. A blank row is displayed in the **Courses** grid.

Course	Click  to select the course . The course title is displayed in the Title field.
Max Sections	Type the maximum number of sections that can be assigned to the instructor per semester.
	<p>Remove a course assigned to the instructor.</p> <p>1. Click  to delete a row. The row is shaded red to indicate that it will be deleted when the record is saved. You can select multiple rows to be deleted at the same time.</p> <p>2. Click Save. You are prompted to confirm that you want to delete the row. Click Yes to continue. Otherwise, click No.</p> <p>You can save edits and delete records in the same step (i.e., the changes are all committed when the record is saved).</p>



Back Cover